

MUNICIPAL TENDER REFERENCE

BID/NC062/04/2025–2026

CONTRACT DOCUMENT

FOR THE

REFURBISHMENT OF TOLWEG SEWER PUMP STATION

PROJECT NO: 35181.11/2025/04

VOLUME 3

(RETURNABLE DOCUMENT)

NOTE:

- The Form of Offer and Acceptance (C1.1) is on page 73-74 of this document (see also Clause F.4.4 on page 11)



CLIENT:

NAMA-KHOI MUNICIPALITY
PO Box 17
SPRINGBOK
8240

Tel.: 027 718 8100
Fax: 027 718 2661

ENGINEER:

BVi Consulting Engineers
P.O.Box 683
SPRINGBOK
8420

Tel.: 027 – 712 9990
Fax: 027 – 712 9991

AUGUST 2025

NAMA-KHOI MUNICIPALITY

BID/NC062/04/2025–2026

PROJECT NO.35181.11/2025/04

REFURBISHMENT OF TOLWEG SEWER PUMP STATION

GENERAL TENDER INFORMATION

TENDER ADVERTISED	:	Friday, 08 August 2025
ESTIMATED CIDB CONTRACTOR GRADING	:	4CE or Higher
SITE VISIT/CLARIFICATION MEETING	:	10h00 on Friday 15 August 2024 (Compulsory)
VENUE FOR SITE VISIT/CLARIFICATION MEETING	:	Council Chambers, 4 Namakwa Street, Springbok, 8240
CLOSING DATE	:	Friday, 08 September 2025
CLOSING TIME	:	12h00
CLOSING VENUE	:	NAMA-KHOI MUNICIPALITY 4 Namakwa Street SPRINGBOK 8240

NAMA-KHOI MUNICIPALITY

BID/NC062/04/2025–2026

PROJECT NO.35181.11/2025/04

REFURBISHMENT OF TOLWEG SEWER PUMP STATION - CIVIL WORKS

TENDER SUMMARY

Tender (Supply of material, Plant and Labour)

1. **Gross Tender Sum (Incl. VAT):** R.....
2. **Construction Period:**(weeks)

Name of Tenderer:

Address:

SIGNATURE OF TENDERER

DATE

NAMA-KHOI MUNICIPALITY

DATE

NAMA-KHOI MUNICIPALITY

BID/NC062/04/2025–2026


PROJECT NO.35181.11/2025/04

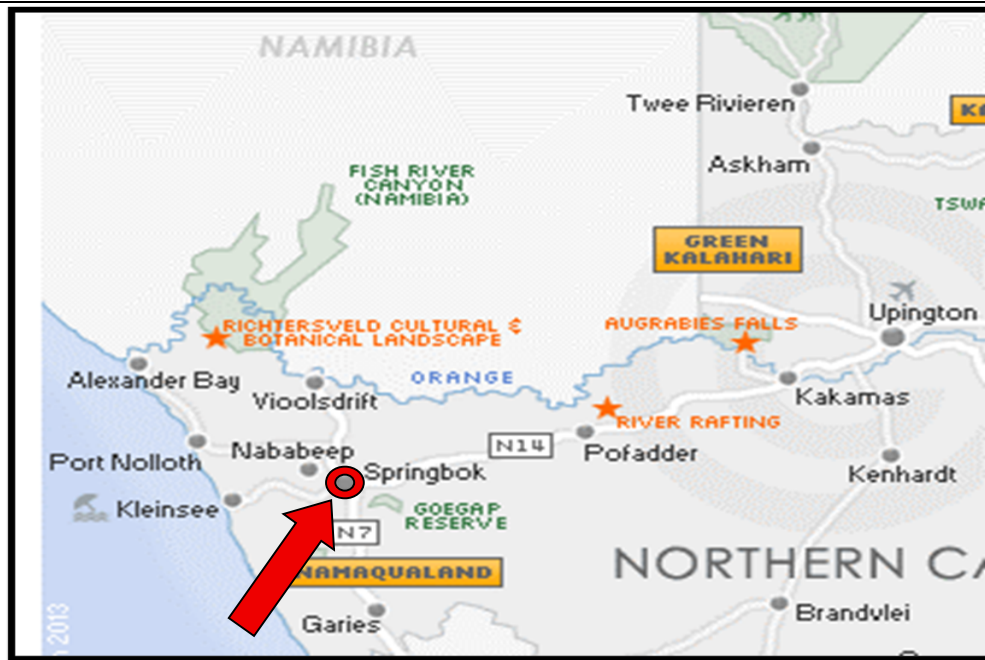
REFURBISHMENT OF TOLWEG SEWER PUMP STATION - CIVIL WORKS

Contents		
Number	Heading	Pages
The Tender		
Part T1: Tendering procedures		1
T1.1	Tender Notice and Invitation to Tender	2-3
T1.2	Tender Data	4-28
Part T2: Returnable documents		29
T2.1	List of Returnable Documents	30
T2.2	Returnable Schedules	31-71
The Contract		
Part C1: Agreements and Contract Data		72
C1.1	Form of Offer and Acceptance	73-76
C1.2	Contract Data	77-86
C1.3	Form of Guarantee	87-89
C1.4	Occupational Health and Safety Agreement	90-91
Part C2: Pricing data		92
C2.1	Pricing Assumptions	93 - 94
C2.2	Bills of Quantities	95 - 132
C2.3	Declaration	133
Part C3: Scope of Work		134
C3.1	Description of the Works	135 - 136
C3.2	Engineering	137
C3.3	Construction	138 - 173
C3.4	Management	174 - 179
C3.5	Annexes	180
Part C4: Site information		181
C4	Site Information	182

Part T1: Tendering procedures

	Pages
T1.1	Tender Notice and Invitation to Tender..... 2 - 3
T1.2	Tender Data4 - 28

	NAMA KHOI LOCAL MUNICIPALITY			
	TENDER NOTICE AND INVITATION TO TENDER			
	ADVERTISED ON:	MUNICIPAL NOTICE BOARD; MUNICIPAL WEBSITE; NATIONAL TREASURY e-TENDER; CIDB i-Tender		
	NOTICE NO: 69/2025	BID/NC062/04/2025-2026		
Tenders are hereby invited for:		REFURBISHMENT OF TOLWEG SEWER PUMP STATION – CIVIL WORKS		
PUBLISHED DATE:	08 AUGUST 2025	CLOSING DATE:	08 SEPTEMBER 2025 @ 12H00	
CLOSING TIME	Formal tenders sealed and clearly marked BID/NC062/04/2025-2026 REFURBISHMENT OF TOLWEG SEWER PUMP STATION – CIVIL WORKS must be placed in the Municipal tender box, Municipal Offices Reception Area, 04 Namakwa Street, Springbok, 8240 no later than 12h00 on 8 September 2025 and will be opened in public immediately thereafter.			
AVAILABILITY OF TENDER DOCUMENTS: Tender Documents will be available electronically. Tender documents must be reserved no less than 48 hours before the date and time of the compulsory Site Clarification meeting.				
Bid documents will be available online for download and hardcopies will be available from the date of the advertisement. Documents must be booked and paid 48 hours before the clarification meeting in order for the documents to be available for collection during the meeting. Proof of attendance at Clarification meeting must be submitted with tender documents for the company which a bid will be submitted as well as the proof of the payment for the tender document.		A payment request should be send to: Victor Cloete: Email: victor.cloete@namakhoi.gov.za Proof of payment must be provided in order to retrieve a tender document		
Date Available:	08 AUGUST 2025 @ 13H00	Non-refundable Fee:	R 770.40	
TENDER SUBMISSION RULES:				
1. Tenders are to be completed in accordance with the conditions and Tender rules contained in the Tender document. 2. The Tender Document & supporting documents must be placed in a sealed envelope and externally endorsed WITH: THE TENDER NUMBER; DESCRIPTION & CLOSING DATE OF THE TENDER. 3. Tender Documents must be placed in the Municipal tender box, Municipal Offices Reception Area, 04 Namakwa Street, Springbok, 8240 no later than 12h00 on 08 September 2025 and will be opened in public immediately after tender closing. 4. Tenders may only be submitted on the Tender documentation issued by the Municipality. 5. Nama Khoi Municipality does not bind itself to accept the lowest or any tender and reserves the right to accept any tender, as it may deem expedient. 6. Tenderers who are not yet registered are required to register on the National Central Suppliers Database (CSD). Application forms are obtainable from the website https://secure.csd.gov.za . 7. Tenderers will be required to have a specified level of experience to be eligible to tender.				
Tenders shall be evaluated in terms of the SCM Policy		Tenderers may claim preference points in terms of the 80/20 principle per the Specific Goals set out in the tender document		
Preferential Procurement Regulations - Local Content Requirement		As stipulated in the Tender Document		
CIDB Registration Required		4CE or Higher.		
Experience of Service Provider / Company in relation to the scope of work as per Schedule 4: (Functionality Criteria)		As stipulated in the Tender Document		
Experience of Key Personnel as per Schedule 10: (Functionality Criteria)		As stipulated in the Tender Document		
Bank Rating (Functionality Criteria)		As stipulated in the Tender Document		
Plant & Equipment as per Schedule 5 (Functionality Criteria)		As stipulated in the Tender Document		
LOCAL SMME SUB-CONTRACTING TARGET		Not Applicable for this tender.		
Site Meeting/Information Session	A compulsory clarification meeting for all Bidders will be held on 15 August 2025 at 10:00, at Nama Khoi Local Municipality, 4 Namakwa Street, Springbok, 8240 in the Council Chambers. Reserved bid documents will only be available after the site clarification meeting.		Validity Period	120 Days
ANY ENQUIRIES REGARDING TECHNICAL INFORMATION MAY BE DIRECTED TO:		ANY ENQUIRIES REGARDING THE TENDERING PROCEDURE MAY BE DIRECTED TO:		
Section:	Technical Services	Section:	Supply Chain Management	
Contact Person:	Mr. J Adams	Contact Person:	Ms. C Rabie	
Tel:	027 718 8100	Tel:	027 718 8210	
E-mail:	johannes.adams@namakhoi.gov.za	E-mail:	candice.rabie@namakhoi.gov.za	
Authorised by:	ACTING MUNICIPAL MANAGER ADV DM MALAN			



NAMA-KHOI MUNICIPALITY

PROJECT NO.35181.11/2025/04

REFURBISHMENT OF TOLWEG SEWER PUMP STATION – CIVIL WORKS

LOCALITY PLAN

NAMA-KHOI MUNICIPALITY

BID/NC062/04/2025–2026

PROJECT NO.35181.11/2025/04

REFURBISHMENT OF TOLWEG SEWER PUMP STATION - CIVIL WORKS

T1.2 Tender Data

The conditions of tender are the Standard Conditions of Tender as contained in Annex F of Board Notice 12 of 2009 in Government Gazette No. 31823 of 30 January 2009, Construction Industry Development Board (CIDB) Standard for Uniformity in Construction Procurement. (See www.cidb.org.za) which are reproduced without amendment or alteration for the convenience of tenderers as an Annex to this Tender Data.

The Standard Conditions of Tender make several references to the Tender Data for details that apply specifically to this tender. The Tender Data shall have precedence in the interpretation of any ambiguity or inconsistency between it and the standard conditions of tender. Each item of data given below is cross-referenced to the clause in the Standard Conditions of Tender to which it mainly applies.

The following variations, amendments and additions to the Standard Conditions of Tender as set out in the Tender Data below shall apply to this tender:

Clause Number	Tender Data
--------------------------	--------------------

F.1	General
------------	----------------

F.1.1	Actions
-------	----------------

Add the following:

The Employer is **NAMA-KHOI MUNICIPALITY** represented by the ACTING MUNICIPAL MANAGER: ADV. DM Malan

F.1.2	Tender Documents
-------	-------------------------

Add the following:

"The following documents form part of this tender:

VOLUME 1 : The General Conditions of Contract for Construction Works (3rd Edition 2015) prepared by the South African Institution of Civil Engineering (SAICE) shall apply to, and form the General Conditions of Contract for this contract. Copies of these conditions of contract are obtainable from the South African Institution of Civil Engineering (SAICE), Private Bag X200, Halfway House 1685, and Tel:(011)8055947, Fax:(011)8055971, e-mail: civilinfo@saice.org.za.

VOLUME 2 : The SANS Standardised Specifications for Civil Engineering Construction prepared by Standards South Africa. These publications are obtainable and tenderers must obtain copies at their own cost from Standards South Africa, Private Bag X191, PRETORIA, 0001.

Volumes 1 and 2 may also be inspected, by appointment, at the offices of the Employer's Agent during normal office hours.

The contract documents issued by the Employer comprise:

VOLUME 3: The Contract Document (this document), in which is bound:

The Tender

Part T1: Tendering procedures

T1.1 Tender notice and invitation to tender

T1.2 Tender data

Part T2 : Returnable Documents

T2.1 List of returnable documents

T2.2 Returnable schedules

The Contract

Part C1: Agreements and Contract Data

- C1.1 Form of offer and acceptance
- C1.2 Contract data
- C1.3 Form of Guarantee
- C1.4 Occupational Health and Safety Agreement
- C1.5 Contract of Temporary Employment as Community Liaison Officer

Part C2: Pricing Data

- C2.1 Pricing Assumptions
- C2.2 Bills of Quantities
- C2.3 Declaration

Part C3: Scope of Work

- C3.1 Description of the Works
- C3.2 Engineering
- C3.3 Procurement
- C3.4 Construction
- C3.5 Management
- C3.6 Annexes

Part C4 : Site information

- C4 Site information

Volume 3 is deemed the "Returnable Documents" which must be returned to the Employer in terms of submitting a tender offer.

F.1.4 Communication and employer's agent

Add the following:

Attention is drawn to the fact that verbal information, given by the Employer's Agent during site visits/clarification meetings or at any other time prior to the award of the Contract, will not be regarded as binding on the Employer. Only information issued formally by the Employer in writing to tenderers will be regarded as amending the Tender Documents.

The Employer's Agent is: BVi Consulting Engineers NC (Pty) Ltd
Name: **Mr W Cloete**
Address: 17 A Keeromstreet
SPRINGBOK
8420
Tel: 027 712 9990
Fax: 027 712 9991
E-Mail : winstonc@bvinam.co.za

F.1.5 The Employer's right to accept or reject any tender offer

Add the following:

F.1.5.3 The Employer may reject a tender if, in the opinion of the Employer, the tenderer will be unable to achieve the contract participation goal tendered, in the performance of the contract.

F.1.6.2 Competitive negotiation procedure

Add the following to F.1.6.2

A competitive negotiation procedure will not be followed.

F.1.6.3 Proposal procedure using the two-stage system

Add the following to F.1.6.3

A two-stage system will not be followed.

F.2 Tenderer's obligations

F.2.1 Eligibility

Add the following to F.2.1.1:

F.2.1.1 Only those tenderers who satisfy the following criteria are eligible to submit tenders:

F.2.1.1.2 Construction Industry Development Board (CIDB) Registration

Only those tenderers who are registered with the CIDB, in a contractor grading designation equal to or higher than a contractor grading designation determined in accordance with the sum tendered, or a value determined in accordance with Regulation 25 (1B) or 25 (7A) of the Construction Industry Development Regulations, for a CE class of construction work, are eligible to have their tenders evaluated

Tenderers who are capable of being so registered prior to the evaluation of submissions may be evaluated at the sole discretion of the Employer.

Joint Ventures are eligible to submit tenders provided that:

1. every member of the joint venture is registered with the CIDB;
2. the lead partner has a contractor grading designation in the CE class of construction work;
3. the combined contractor grading designation calculated in accordance with the Construction Industry Development Regulations is equal to or higher than a contractor grading designation determined in accordance with the sum tendered for a CE class of construction work or a value determined in accordance with Regulation 25 (1B) or 25 (7A) of the Construction Industry Development Regulations.

For alpha-numerics associated with the contractor Grading Designations see Annex G attached.

F.2.7 Site Visit and Clarification meeting

Add the following:

Tenderers should be represented at the site visit/clarification meeting by a person who is suitably qualified and experienced to comprehend the implications of the work involved.

The arrangements for the clarification meeting and site inspection are as follows:

Location / venue: **Council Chambers, 4 Namakwa Street, Springbok, 8240**

Date: **Friday, 15th August 2025; Time: 10h00**

Tenderers must sign the attendance register in the name of the tendering entity. Addenda will be issued to, and tenders will be received only from tendering entities appearing on the attendance register.

F.2.12 Alternative tender offers

Add the following to F.2.12.1:

F.2.12.1 If a tenderer wishes to submit an alternative tender offer, he shall do so as separate complete offer on a separate complete set of tender documents clearly marked as an "Alternative Tender" in order to distinguish it from the unqualified tender. The only criterion permitted for such alternative tender offer is that it demonstrably satisfies the Employer's standard and requirements, the details of which may be obtained from the Employer's Agent.

Calculations, drawings and all other pertinent technical information and characteristics as well as modified or proposed Pricing Data must be submitted with the alternative tender offer to enable the Employer to evaluate the efficacy of the alternative and its principal elements, to take a view on the degree to which the alternative complies with the Employer's standards and requirements and to evaluate the acceptability of the pricing proposals. Calculations must be set out in a clear and logical sequence and must clearly reflect all design assumptions. Pricing Data must reflect all assumptions in the development of the pricing proposal.

Acceptance of an alternative tender offer will mean acceptance in principle of the offer. It will be an obligation of the contract for the tenderer, in the event that the alternative is accepted, to accept full responsibility and liability that the alternative offer complies in all respects with the Employer's standards and requirements.

The modified Pricing Data must include an amount equal to 5% of the full amount tendered for the alternative portion of the offer to cover the Employer's costs in confirming the acceptability of the detailed design before it is constructed.

F.2.13 Submitting a tender offer

Add the following to F.2.13.1

F.2.13.1 Where the tendering entity is a joint venture it is recommended that the standard CIDB Joint Venture Agreement be used.

Add the following to F.2.13.3

F.2.13.3 Parts of each tender offer communicated on paper shall be submitted as an original, plus 0 (nought) copies.

Add the following after the first sentence of F.2.13.4:

F.2.13.4 The tender shall be signed by a person duly authorised to do so. Tenders submitted by joint ventures of two or more firms shall be accompanied by the document of formation of the joint venture, authenticated by a notary public or other official deputed to witness sworn statements, in which is defined precisely the conditions under which the joint venture will function, its period of duration, the persons authorised to represent and obligate it, the participation of the several firms forming the joint venture, and any other information necessary to permit a full appraisal of its functioning.

Add the following to F.2.13.5:

F.2.13.5 The Employer's address for delivery of tender offers and identification details to be shown on each tender offer package are:

Location of tender box: NAMA-KHOI MUNICIPALITY, SPRINGBOK

Physical address: 4 Namakwa Street, SPRINGBOK, 8240

Identification details: Tender number **NC062/04/2025–2026**

Title of tender: **REFURBISHMENT OF TOLWEG SEWER PUMP STATION – CIVIL WORKS**

Sealed tenders with the Tenderer's name and address and the endorsement "**TENDER NO. NC062/04/2025–2026: "REFURBISHMENT OF TOLWEG SEWER PUMP STATION – CIVIL WORKS"**" on the envelope, must be placed in the appropriate official tender box at the abovementioned address.

Add the following to F.2.13.6:

F.2.13.6 A two-envelope procedure will **not** be followed (Read with F.3.5).

Add the following sub-clause after F.2.13.9:

F.2.13.10 By signing the offer part of C1.1 Form of Offer and Acceptance the tenderer declares that all information provided in the tender submission is true and correct.

F.2.15 Closing time

Add the following to F.2.15.1:

F.2.15.1 The closing time for submission of tender offers is as stated in the Tender Notice and Invitation to Tender.

Telephonic, telegraphic, telex, facsimile or e-mailed tender offers will not be accepted.

F.2.16 Tender offer validity

Add the following to F.2.16.1:

F.2.16.1 The tender offer validity period is **(90 days)**.

F.2.17 Clarification of tender offer after submission

Add the following to F.2.17:

A tender will be rejected as non-responsive if the tenderer fails to provide any clarification requested by the employer within the time for submission stated in the employer's written request for such clarification. A tender will also be rejected as non-responsive if the tenderer fails, within the time stated in writing by the Employer, to comply with the requirements of F.4.4.

F.2.18 Provide other material

Add the following to F.2.18.1:

F.2.18.1 Provide, on written request by the Employer, where the tendered amount inclusive of VAT **exceeds R 50 million**:

- i) **audited annual financial statement for 3 years**, or for the period since establishment if established during the last 3 years, if required by law to prepare annual financial statements for auditing;
- ii) a certificate signed by the tenderer certifying that the tenderer has no undisputed commitments for municipal services towards a municipality or other service provider in respect of which payment is overdue for more than 30 days;
- iii) particulars of any contracts awarded to the tenderer by an organ of state during the past five years, including particulars of any material non-compliance or dispute concerning the execution of such contract;
- iv) **a statement indicating whether any portion of the goods or services are expected to be sourced from outside the Republic**, and, if so, what portion and whether any portion of payment from the municipality or municipal entity is expected to be transferred out of the Republic.

Each party to a Consortium/Joint Venture shall submit separate certificates/statements in the above regard.

F.2.23 Certificates

Add the following:

The tenderer is required to submit the following:

The tenderer shall submit with his tender:

- (1) either a **Certificate of Contractor Registration** issued by the Construction Industry Development Board or a copy of the application Form for registration in terms of the Construction Industry Development Board Act (Form F006);
- (2) an original valid **Tax Clearance Certificate** issued by the South African Revenue Services or a pin issued by South African Revenue Services.
- (3) Company / CC / Trust / Partnership registration certificates
- (4) Joint Venture Agreement and Power of attorney in case of Joint Ventures
- (5) ID certificates in case of one-man concerns
- (6) Workmen's Compensation Registration Certificate (or proof of payment of contributions in terms of the Compensation for Occupational Injuries and Diseases Act No. 130 of 1993)
- (7) Unemployment Insurance Fund (UIF) Registration Certificate

Each party to a Consortium/Joint Venture shall submit separate certificates in the above regard.

F.3 The Employer's undertakings

F.3.2 Issue Addenda

Add the following to F.3.2:

Notwithstanding any requests for confirmation of receipt of Addenda issued, the tenderer shall be deemed to have received such addenda if the employer can show proof of transmission thereof (or a notice in respect thereof) via electronic mail, facsimile or registered post.

F.3.4 Opening of tender submissions

Add the following to F.3.4.1:

F.3.4.1 The time and location for opening of the tender offers is:

Time: Tenders will be opened immediately after the closing time for receipt of tenders as stated in the Tender Notice and Invitation to Tender, or as stated in any Addendum extending the closing date.

Location: 4 Namakwa Street, SPRINGBOK, 8240

F.3.8 Test for responsiveness

Add the following:

Tenders will be considered non-responsive if, inter alia:

- the tender is not in compliance with the Scope of Work;
- the tenderer does not comply with the CIDB contractor grading designation specified in F.2.1.1.2 above;
- the tenderer has failed to clarify or submit any supporting documentation within the time for submission stated in the employers written request;

F.3.11 Evaluation of tender offers

The method for evaluation for this contract will be the following:

F.3.11.1 Method 4: *Financial offer, quality and preferences*

The procedure for the evaluation of responsive tenders is Method 4 and is described in detail in the Preferential Procurement Specifications

Add the following new subclause:

F.3.11.10 Risk Analysis

Notwithstanding compliance with regard to CIDB registration or any other requirements of the tender, the employer will perform a risk analysis in respect of the following:

- a) reasonableness of the financial offer
- b) reasonableness of unit rates and prices
- c) the tenderer's ability to fulfil its obligations in terms of the tender document, that is, that the tenderer can demonstrate that he/she possesses the necessary professional and technical qualifications, professional and technical competence, financial resources, equipment and other physical facilities, managerial capability, reliability, experience, reputation, personnel to perform the contract, etc.

No tenderer will be recommended for an award unless the tenderer has demonstrated that he/she has the resources and skills required.

F.3.13 Acceptance of tender offer

Add the following to F.3.13.1:

F.3.13.1 Tender offers will only be accepted if:

- a) the tenderer is registered and in good standing with the South African Revenue Service (SARS) and has submitted evidence in the form of an **original** valid Tax Clearance Certificate issued by SARS or proof that he or she has made arrangements with SARS to meet his or her outstanding tax obligations;

- b) the tenderer or any of its directors is not listed on the Register of Tender Defaulters in terms of the Prevention and Combating of Corrupt Activities Act of 2004 as a person prohibited from doing business with the public sector;
- c) the tenderer has not:
 - i) abused the Employer's Supply Chain Management System; or
 - ii) failed to perform on any previous contract and has been given a written notice to this effect;
- d) the tenderer has completed the Compulsory Enterprise Questionnaire and there are no conflicts of interest which may impact on the tenderer's ability to perform the contract in the best interests of the employer or potentially compromise the tender process.

F.3.18 Provide copies of the contract

Add the following:

The number of paper copies of the signed contract to be provided by the Employer is: **1 (one)**.

F.4 Additional Conditions of Tender

The additional conditions of tender are:

F.4.1 Compliance with Occupational Health and Safety Act 1993

Tenderers are to note the requirements of the Occupational Health and Safety Act No. 85 of 1993 and the Construction Regulations 2003 issued in terms of Section 43 of the Act. The tenderer shall be deemed to have read and fully understood the requirements of the above Act and Regulations and to have allowed for all costs in compliance therewith.

In this regard the Tenderer shall submit with his tender, appended to Schedule 11: Health and Safety Plan in T2.2: Returnable Schedules, a detailed Health and Safety Plan in respect of the Works in order to demonstrate the necessary competencies and resources to perform the construction work all in accordance with the Act and Regulations. Such Health and Safety Plan shall cover inter-alia the following details:

- (1) Management Structure, Site Supervision and Responsible Persons including a succession plan.
- (2) Contractor's induction training programme for employees, sub-contractors and visitors to the Site.
- (3) Health and safety precautions and procedures to be adhered to in order to ensure compliance with the Act, Regulations and Safety Specifications.
- (4) Regular monitoring procedures to be performed.
- (5) Regular liaison, consultation and review meetings with all parties.
- (6) Site security, welfare facilities and first aid.
- (7) Site rules and fire and emergency procedures.

Tenderers are to note that the Contractor is required to ensure that all sub-contractors or others engaged in the performance of the contract also comply with the above requirements.

The Contractor shall prepare and maintain a Health and Safety File in respect of the project, which shall be available for inspection on Site at all times and handed over to the Employer on Final Completion of the project.

The Contractor is required to submit to the Employer the Occupational Health and Safety Agreement (included in C1.4 of the Contract Document) and a letter of good standing from the Compensation Commissioner, or a licensed compensation insurer, within 14 days after the Commencement Date of the contract.

F.4.2 Claims arising after submission of tender

No claim for any extras arising out of any doubt or obscurity as to the true intent and meaning of anything shown on the Contract Drawings or contained in the Conditions of Contract, Scope of Work and Pricing Data, will be admitted by the Employer/Employer's Agent after the submission of any tender and the Tenderer shall be deemed to have:

- 1) inspected the Contract Drawings and read and fully understood the Conditions of Contract.

- 2) read and fully understood the whole text of the Scope of Work and Pricing Data and thoroughly acquainted himself with the nature of the works proposed and generally of all matters which may influence the Contract.
- 3) visited the site of the proposed works, carefully examined existing conditions, the means of access to the site, the conditions under which the work is to be done, and acquainted himself with any limitations or restrictions that may be imposed by the Municipal or other Authorities in regard to access and transport of materials, plant and equipment to and from the site and made the necessary provisions for any additional costs involved thereby.
- 4) requested the Employer or his duly authorised agent to make clear the actual requirements of anything shown on the Contract Drawings or anything contained in the Scope of Work and Pricing Data, the exact meaning or interpretation of which is not clearly intelligible to the Tenderer.

Before submission of any tender, the Tenderer should check the number of pages, and if any are found to be missing or duplicated, or the figures or writing indistinct, or if the Pricing Data contain any obvious errors, the tenderer must apply to the Employer/Employer's Agent at once to have the same rectified, as no liability will be admitted by the Employer/Employer's Agent in respect of errors in any tender due to the foregoing.

- 5) received any Addenda to the tender documents which have been issued in accordance with the Employer's Supply Chain Management Policy.

F.4.3 Imbalance in tendered rates

In the event of tendered rates or lump sums being declared by the Employer to be unacceptable to it because they are either excessively low or high or not in proper balance with other rates or lump sums, the Tenderer may be required to produce evidence and advance arguments in support of the tendered rates or lump sums objected to. If, after submission of such evidence and any further evidence requested, the Employer is still not satisfied with the tendered rates or lump sums objected to, it may request the tenderer to amend these rates and lump sums along the lines indicated by it.

The Tenderer will then have the option to alter and/or amend the rates and lump sums objected to and such other related amounts as are agreed on by the Employer, but this shall be done without altering the tender offer as tendered or, if applicable, the corrected total of prices in accordance with F.3.9.3.

Should the Tenderer fail to amend his Tender in a manner acceptable to the Employer, the Employer may reject the Tender.

F.4.4 Invalid tenders

Tenders shall be considered invalid and shall be endorsed and recorded as such in the tender opening record, by the responsible official who opened the tender, in the following circumstances:

- a) if the tender offer (the tender price/amount) is not submitted on the Form of Offer and Acceptance bound into this tender document (form C1.1, Part C1: Agreements and Contract Data);
- b) if the tender is not completed in non-erasable ink;
- c) if the Form of Offer and Acceptance has not been signed;
- d) if the Form of Offer and Acceptance is signed, but the name of the tenderer is not stated or is indecipherable.

F.4.5 Negotiations with preferred tenderers

The Employer may negotiate the final terms of a contract with tenderers identified through a competitive tendering process as preferred tenderer provided that such negotiation:

- a) does not allow any preferred tenderer a second or unfair opportunity;
- b) is not to the detriment of any other tenderer; and
- c) does not lead to a higher price than the tender as submitted.

Minutes of any such negotiations shall be kept for record purposes.

F.4.6 UIF payments

The Tenderer shall submit to Council a letter from the Industrial Council indicating his good standing with regard to UIF payments upon being requested to do so.

F.4.7 Price variations

The Contract Price shall not be subject to any contract price adjustment, the rates and prices tendered in the bills of quantities shall be final and binding throughout the period of the contract. However, **price adjustments for variations in the costs of special materials may be applicable** where the Employer/Employer's Agent specifies such materials and the relevant information in the Contract Data.

Notwithstanding the above, if, as a result of any extension of time granted, the duration of the contract period exceeds one year, the contract will automatically be subject to contract price adjustment for that period by which the extended contract period exceeds such one year.

F.4.8 Requests for contract documents, or parts thereof, in electronic format

The Employer shall not formally issue tender documents in electronic format as contemplated in F.2.13.2 and F.2.13.3 and shall only issue tender documents in hardcopy. An electronic version of the issued tender documents may be made available to the tenderer, upon written request in terms of this clause, subject to the following:

- (a) Electronic copies of the contract document, or parts thereof, will only be provided to tenderers who have been issued with the tender documents as contemplated in F.1.2 in hardcopy.
- (b) The electronic version shall not be regarded as a substitute for the issued tender documents.
- (c) The Employer shall not accept tenders submitted in electronic format. Tenderers may not complete and submit a printed copy of the electronic version of the tender document or part thereof. Only those tenders that have been completed on the issued hard copy tender document shall be considered.
- (d) The Employer accepts no responsibility or liability arising from any reliance on or use of the electronic version provided in terms of this clause. The Employer further does not guarantee that the electronic version corresponds with the issued tender documents in all respects. Tenderers are alerted to the fact that electronic versions of the tender documents may not reflect any notices or addenda that amend the tender document.
- (e) Any non-compliance with these provisions, including effecting any unauthorised alterations to the tender document as contemplated in F.2.11, shall render the tender invalid. The Employer reserves the right to take any action against such tenderer allowed in law including, in circumstances where the tender had already been awarded, the right to cancel the contract.
- (f) In requesting the electronic version of the tender document or parts thereof, the tenderer is deemed to have read, understood and accepted all of the above conditions.

F.4.9 Tenders forwarded by post

No tenders will be accepted that was posted or faxed.

F.4.10 Withdrawal of Tenders

A Tenderer may withdraw his Tender (in writing) any time before the closing date and time for the submission of tenders if a notice to this effect reaches the Engineer before the closing date and time.

F.4.11 Acceptance or rejection of Tenders

A Tender can be rejected if it is conditional or incomplete or if the Form of Tender or Bill of Quantities contain any absurdities or if the prices in the Bill of Quantities are unbalanced and the Tenderer fail to amend it within twenty-four(24) hours after being notified about it.

The Employer does not bind itself to accept the tender with the highest preference points, the lowest or any tender and reserves the right to accept any tender or portion of a tender, as it deems expedient.

F.4.12 Signing of the Contract

The successful Tenderer has to sign the Form of Agreement within the period of seven (7) days after being notified that his Tender had been accepted.

In the event where the Tenderer fail to take up the Contract when called upon by the Employer to do so, or withdrawing his Tender after the closing date and time, or failing to provide an acceptable

guarantee, the Employer reserves the right to insist that the Tenderer shall pay to the Employer the cost incurred by the Employer in having to award the Tender to another Contractor.

F.4. 13 Amendments of Arithmetical errors

The Employer reserves the right to adjust arithmetical errors in the extension of rates and totals in the tender and the Tenderer will be informed of the effect of any corrections on his tender sum prior to the award of the Contract. In no case will tendered rates be adjusted when correcting such errors.

F.4. 14 Refunding of Deposito's

Deposito's are non-refundable

F.4. 15 Disqualifications of tenders

No tender offer will be considered from the following tenderers:

- a) Persons who were convicted for fraud or corruption during the past five years.
- b) Who wilfully neglected, reneged on or failed to comply with a government contract during the past five years.
- c) Tenderer who cant submit a Tax Clearance Certificate.
- d) Tenderer who is not registered or accredited as a supplier or a contractor.
- e) Proof cant be provided that a performance quarantee can be submitted on the award of the contract.

F.4. 16 Cessions of Rights and Demands

Cession of Rights will not be considered and will therefore not be applicable to the execution of this contract.

F.4. 17 Time for Completion of Works

The period for the completion of works must be stated in the Contract Data of the Tender (in weeks) within which time the work must be completed.

F.4. 18 Currency

All prices, deposito's and payments shall be in the currency of the Republic of South Africa (Rand) and cheques for the deposito's have to be made out to **NAMA-KHOI MUNICIPALITY**.

Annex F

(normative)

Standard Conditions of Tender

F.1 General

F.1.1 Actions

F.1.1.1 The employer and each tenderer submitting a tender offer shall comply with these conditions of tender. In their dealings with each other, they shall discharge their duties and obligations as set out in F.2 and F.3, timorously and with integrity, and behave equitably, honestly and transparently, comply with all legal obligations and not engage in anticompetitive practices.

F.1.1.2 The employer and the tenderer and all their agents and employees involved in the tender process shall avoid conflicts of interest and where a conflict of interest is perceived or known, declare any such conflict of interest, indicating the nature of such conflict. Tenderers shall declare any potential conflict of interest in their tender submissions. Employees, agents and advisors of the employer shall declare any conflict of interest to whoever is responsible for overseeing the procurement process at the start of any deliberations relating to the procurement process or as soon as they become aware of such conflict, and abstain from any decisions where such conflict exists or recuse themselves from the procurement process, as appropriate.

Note: 1) A conflict of interest may arise due to a conflict of roles which might provide an incentive for improper acts in some circumstances. A conflict of interest can create an appearance of impropriety that can undermine confidence in the ability of that person to act properly in his or her position even if no improper acts result.

2) Conflicts of interest in respect of those engaged in the procurement process include direct, indirect or family interests in the tender or outcome of the procurement process and any personal bias, inclination, obligation, allegiance or loyalty which would in any way affect any decisions taken.

F.1.1.3 The employer shall not seek and a tenderer shall not submit a tender without having a firm intention and the capacity to proceed with the contract.

F.1.2 Tender Documents

The documents issued by the employer for the purpose of a tender offer are listed in the tender data.

F.1.3 Interpretation

F.1.3.1 The tender data and additional requirements contained in the tender schedules that are included in the returnable documents are deemed to be part of these conditions of tender.

F.1.3.2 These conditions of tender, the tender data and tender schedules which are only required for tender evaluation purposes, shall not form part of any contract arising from the invitation to tender.

F.1.3.3 For the purposes of these conditions of tender, the following definitions apply:

- a) **conflict of interest** means any situation in which:
 - i) someone in a position of trust has competing professional or personal interests which make it difficult to fulfil his or her duties impartially;
 - ii) an individual or organisation is in a position to exploit a professional or official capacity in some way for their personal or corporate benefit; or
 - iii) incompatibility or contradictory interests exist between an employee and the organisation which employs that employee.
- b) **comparative offer** means the tenderer's financial offer after all tendered parameters that will affect the value of the financial offer have been taken into consideration in order to enable comparisons to be made between offers on a comparative basis
- c) **corrupt practice** means the offering, giving, receiving or soliciting of anything of value to influence the action of the employer or his staff or agents in the tender process; and
- d) **fraudulent practice** means the misrepresentation of the facts in order to influence the tender process or the award of a contract arising from a tender offer to the detriment of the employer, including collusive practices intended to establish prices at artificial levels
- e) **organization** means a company, firm, enterprise, association or other legal entity, whether incorporated or not, or a public body

- f) **quality (functionality)** means the totality of features and characteristics of a product or service that bear on its ability to satisfy stated or implied needs.

F.1.4 Communication and employer's agent

Each communication between the employer and a tenderer shall be to or from the employer's agent only, and in a form that can be readily read, copied and recorded. Communication shall be in the English language. The employer shall not take any responsibility for non-receipt of communications from or by a tenderer. The name and contact details of the employer's agent are stated in the tender data.

F.1.5 The employer's right to accept or reject any tender offer

F.1.5.1 The employer may accept or reject any variation, deviation, tender offer, or alternative tender offer, and may cancel the tender process and reject all tender offers at any time before the formation of a contract. The employer shall not accept or incur any liability to a tenderer for such cancellation and rejection, but will give written reasons for such action upon written request to do so.

F.1.5.2 The employer may not subsequent to the cancellation or abandonment of a tender process or the rejection of all responsive tender offers re-issue a tender covering substantially the same scope of work within a period of six months unless only one tender was received and such tender was returned unopened to the tenderer.

F.1.6 Procurement procedures

F.1.6.1 General

Unless otherwise stated in the tender data, a contract will, subject to F.3.13, be concluded with the tenderer who in terms of F.3.11 is the highest ranked or the tenderer scoring the highest number of tender evaluation points, as relevant, based on the tender submissions that are received at the closing time for tenders.

F.1.6.2 Competitive negotiation procedure

F.1.6.2.1 Where the tender data require that the competitive negotiation procedure is to be followed, tenderers shall submit tender offers in response to the proposed contract in the first round of submissions. Notwithstanding the requirements of F.3.4, the employer shall announce only the names of the tenderers who make a submission. The requirements of F.3.8 relating to the material deviations or qualifications which affect the competitive position of tenderers shall not apply.

F.1.6.2.2 All responsive tenderers, or not less than three responsive tenderers that are highest ranked in terms of the evaluation method and evaluation criteria stated in the tender data, shall be invited in each round to enter into competitive negotiations, based on the principle of equal treatment and keeping confidential the proposed solutions and associated information. Notwithstanding the provisions of F.2.17, the employer may request that tenders be clarified, specified and fine-tuned in order to improve a tenderer's competitive position provided that such clarification, specification, fine-tuning or additional information does not alter any fundamental aspects of the offers or impose substantial new requirements which restrict or distort competition or have a discriminatory effect.

F.1.6.2.3 At the conclusion of each round of negotiations, tenderers shall be invited by the employer to make a fresh tender offer, based on the same evaluation criteria, with or without adjusted weightings. Tenderers shall be advised when they are to submit their best and final offer.

F.1.6.2.4 The contract shall be awarded in accordance with the provisions of F.3.11 and F.3.13 after tenderers have been requested to submit their best and final offer.

F.1.6.3 Proposal procedure using the two stage-system

F.1.6.3.1 Option 1

Tenderers shall in the first stage submit technical proposals and, if required, cost parameters around which a contract may be negotiated. The employer shall evaluate each responsive submission in terms of the method of evaluation stated in the tender data, and in the second stage negotiate a contract with the tenderer scoring the highest number of evaluation points and award the contract in terms of these conditions of tender.

F.1.6.3.2 Option 2

F.1.6.3.2.1 Tenderers shall submit in the first stage only technical proposals. The employer shall invite all responsive tenderers to submit tender offers in the second stage, following the issuing of procurement documents.

F.1.6.3.2.2 The employer shall evaluate tenders received during the second stage in terms of the method of evaluation stated in the tender data, and award the contract in terms of these conditions of tender.

F.2 Tenderer's obligations

F.2.1 Eligibility

F.2.1.1 Submit a tender offer only if the tenderer satisfies the criteria stated in the tender data and the tenderer, or any of his principals, is not under any restriction to do business with employer.

F.2.1.2 Notify the employer of any proposed material change in the capabilities or formation of the tendering entity (or both) or any other criteria which formed part of the qualifying requirements used by the employer as the basis in a prior process to invite the tenderer to submit a tender offer and obtain the employer's written approval to do so prior to the closing time for tenders.

F.2.2 Cost of tendering

Accept that, unless otherwise stated in the tender data, the employer will not compensate the tenderer for any costs incurred in the preparation and submission of a tender offer, including the costs of any testing necessary to demonstrate that aspects of the offer comply with requirements.

F.2.3 Check documents

Check the tender documents on receipt for completeness and notify the employer of any discrepancy or omission.

F.2.4 Confidentiality and copyright of documents

Treat as confidential all matters arising in connection with the tender. Use and copy the documents issued by the employer only for the purpose of preparing and submitting a tender offer in response to the invitation.

F.2.5 Reference documents

Obtain, as necessary for submitting a tender offer, copies of the latest versions of standards, specifications, conditions of contract and other publications, which are not attached but which are incorporated into the tender documents by reference.

F.2.6 Acknowledge addenda

Acknowledge receipt of addenda to the tender documents, which the employer may issue, and if necessary, apply for an extension to the closing time stated in the tender data, in order to take the addenda into account.

F.2.7 Clarification meeting

Attend, where required, a clarification meeting at which tenderers may familiarize themselves with aspects of the proposed work, services or supply and raise questions. Details of the meeting(s) are stated in the tender data.

F.2.8 Seek clarification

Request clarification of the tender documents, if necessary, by notifying the employer at least five working days before the closing time stated in the tender data.

F.2.9 Insurance

Be aware that the extent of insurance to be provided by the employer (if any) might not be for the full cover required in terms of the conditions of contract identified in the contract data. The tenderer is advised to seek qualified advice regarding insurance.

F.2.10 Pricing the tender offer

F.2.10.1 Include in the rates, prices, and the tendered total of the prices (if any) all duties, taxes (except Value Added Tax (VAT), and other levies payable by the successful tenderer, such duties, taxes and levies being those applicable 14 days before the closing time stated in the tender data.

F.2.10.2 Show VAT payable by the employer separately as an addition to the tendered total of the prices.

F.2.10.3 Provide rates and prices that are fixed for the duration of the contract and not subject to adjustment except as provided for in the conditions of contract identified in the contract data.

F.2.10.4 State the rates and prices in Rand unless instructed otherwise in the tender data. The conditions of contract identified in the contract data may provide for part payment in other currencies.

F.2.11 Alterations to documents

Do not make any alterations or additions to the tender documents, except to comply with instructions issued by the employer, or necessary to correct errors made by the tenderer. All signatories to the tender offer shall initial all such alterations. Erasures and the use of masking fluid are prohibited.

F.2.12 Alternative tender offers

F.2.12.1 Unless otherwise stated in the tender data submit alternative tender offers only if a main tender offer, strictly in accordance with all the requirements of the tender documents, is also submitted. The alternative tender offer is to be submitted with the main tender offer together with a schedule that compares the requirements of the tender documents with the alternative requirements the tenderer proposes.

F.2.12.2 Accept that an alternative tender offer may be based only on the criteria stated in the tender data or criteria otherwise acceptable to the employer.

F.2.13 Submitting a tender offer

F.2.13.1 Submit one tender offer only, either as a single tendering entity or as a member in a joint venture to provide the whole of the works, services or supply identified in the contract data and described in the scope of works, unless stated otherwise in the tender data.

F.2.13.2 Return all returnable documents to the employer after completing them in their entirety, either electronically (if they were issued in electronic format) or by writing legibly in non-erasable ink.

F.2.13.3 Submit the parts of the tender offer communicated on paper as an original plus the number of copies stated in the tender data, with an English translation of any documentation in a language other than English, and the parts communicated electronically in the same format as they were issued by the employer.

F.2.13.4 Sign the original and all copies of the tender offer where required in terms of the tender data. The employer will hold all authorized signatories liable on behalf of the tenderer. Signatories for tenderers proposing to contract as joint ventures shall state which of the signatories is the lead partner whom the employer shall hold liable for the purpose of the tender offer.

F.2.13.5 Seal the original and each copy of the tender offer as separate packages marking the packages as "ORIGINAL" and "COPY". Each package shall state on the outside the employer's address and identification details stated in the tender data, as well as the tenderer's name and contact address.

F.2.13.6 Where a two-envelope system is required in terms of the tender data, place and seal the returnable documents listed in the tender data in an envelope marked "financial proposal" and place the remaining returnable documents in an envelope marked "technical proposal". Each envelope shall state on the outside the employer's address and identification details stated in the tender data, as well as the tenderer's name and contact address.

F.2.13.7 Seal the original tender offer and copy packages together in an outer package that states on the outside only the employer's address and identification details as stated in the tender data.

F.2.13.8 Accept that the employer shall not assume any responsibility for the misplacement or premature opening of the tender offer if the outer package is not sealed and marked as stated.

F.2.13.9 Accept that tender offers submitted by facsimile or e-mail will be rejected by the employer, unless stated otherwise in the tender data.

F.2.14 Information and data to be completed in all respects

Accept that tender offers, which do not provide all the data or information requested completely and in the form required, may be regarded by the employer as non-responsive.

F.2.15 Closing time

F.2.15.1 Ensure that the employer receives the tender offer at the address specified in the tender data not later than the closing time stated in the tender data. Accept that proof of posting shall not be accepted as proof of delivery.

F.2.15.2 Accept that, if the employer extends the closing time stated in the tender data for any reason, the requirements of these conditions of tender apply equally to the extended deadline.

F.2.16 Tender offer validity

F.2.16.1 Hold the tender offer(s) valid for acceptance by the employer at any time during the validity period stated in the tender data after the closing time stated in the tender data.

F.2.16.2 If requested by the employer, consider extending the validity period stated in the tender data for an agreed additional period with or without any conditions attached to such extension.

F.2.16.3 Accept that a tender submission that has been submitted to the employer may only be withdrawn or substituted by giving the employer's agent written notice before the closing time for tenders that a tender is to be withdrawn or substituted.

F.2.16.4 Where a tender submission is to be substituted, submit a substitute tender in accordance with the requirements of F.2.13 with the packages clearly marked as "SUBSTITUTE".

F.2.17 Clarification of tender offer after submission

Provide clarification of a tender offer in response to a request to do so from the employer during the evaluation of tender offers. This may include providing a breakdown of rates or prices and correction of arithmetical errors by the adjustment of certain rates or item prices (or both). No change in the competitive position of tenderers or substance of the tender offer is sought, offered, or permitted.

Note: Sub-clause F.2.17 does not preclude the negotiation of the final terms of the contract with a preferred tenderer following a competitive selection process, should the Employer elect to do so.

F.2.18 Provide other material

F.2.18.1 Provide, on request by the employer, any other material that has a bearing on the tender offer, the tenderer's commercial position (including notarized joint venture agreements), preferencing arrangements, or samples of materials, considered necessary by the employer for the purpose of a full and fair risk assessment. Should the tenderer not provide the material, or a satisfactory reason as to why it cannot be provided, by the time for submission stated in the employer's request, the employer may regard the tender offer as non-responsive.

F.2.18.2 Dispose of samples of materials provided for evaluation by the employer, where required.

F.2.19 Inspections, tests and analysis

Provide access during working hours to premises for inspections, tests and analysis as provided for in the tender data.

F.2.20 Submit securities, bonds, policies, etc.

If requested, submit for the employer's acceptance before formation of the contract, all securities, bonds, guarantees, policies and certificates of insurance required in terms of the conditions of contract identified in the contract data.

F.2.21 Check final draft

Check the final draft of the contract provided by the employer within the time available for the employer to issue the contract.

F.2.22 Return of other tender documents

If so instructed by the employer, return all retained tender documents within 28 days after the expiry of the validity period stated in the tender data.

F.2.23 Certificates

Include in the tender submission or provide the employer with any certificates as stated in the tender data.

F.3 The Employer's undertakings

F.3.1 Respond to requests from the tenderer

F.3.1.1 Unless otherwise stated in the Tender Data, respond to a request for clarification received up to five working days before the tender closing time stated in the Tender Data and notify all tenderers who drew procurement documents.

F.3.1.2 Consider any request to make a material change in the capabilities or formation of the tendering entity (or both) or any other criteria which formed part of the qualifying requirements used to prequalify a tenderer to submit a tender offer in terms of a previous procurement process and deny any such request if as a consequence:

- a) an individual firm, or a joint venture as a whole, or any individual member of the joint venture fails to meet any of the collective or individual qualifying requirements;
- b) the new partners to a joint venture were not prequalified in the first instance, either as individual firms or as another joint venture; or
- c) in the opinion of the Employer, acceptance of the material change would compromise the outcome of the prequalification process.

F.3.2 Issue Addenda

If necessary, issue addenda that may amend or amplify the tender documents to each tenderer during the period from the date the tender documents are available until three working days before the tender closing time stated in the Tender Data. If, as a result a tenderer applies for an extension to the closing time stated in the Tender Data, the Employer may grant such extension and, shall then notify all tenderers who drew documents.

F.3.3 Return late tender offers

Return tender offers received after the closing time stated in the Tender Data, unopened, (unless it is necessary to open a tender submission to obtain a forwarding address), to the tenderer concerned.

F.3.4 Opening of tender submissions

F.3.4.1 Unless the two-envelope system is to be followed, open valid tender submissions in the presence of tenderers' agents who choose to attend at the time and place stated in the tender data. Tender submissions for which acceptable reasons for withdrawal have been submitted will not be opened.

F.3.4.2 Announce at the meeting held immediately after the opening of tender submissions, at a venue indicated in the tender data, the name of each tenderer whose tender offer is opened and, where applicable, the total of his prices, preferences claimed and time for completion for the main tender offer only.

F.3.4.3 Make available the record outlined in F.3.4.2 to all interested persons upon request.

F.3.5 Two-envelope system

F.3.5.1 Where stated in the tender data that a two-envelope system is to be followed, open only the technical proposal of valid tenders in the presence of tenderers' agents who choose to attend at the time and place stated in the tender data and announce the name of each tenderer whose technical proposal is opened.

F.3.5.2 Evaluate the quality of the technical proposals offered by tenderers, then advise tenderers who remain in contention for the award of the contract of the time and place when the financial proposals will be opened. Open only the financial proposals of tenderers, who score in the quality evaluation more than the minimum number of points for quality stated in the tender data, and

announce the score obtained for the technical proposals and the total price and any preferences claimed. Return unopened financial proposals to tenderers whose technical proposals failed to achieve the minimum number of points for quality.

F.3.6 Non-disclosure

Not disclose to tenderers, or to any other person not officially concerned with such processes, information relating to the evaluation and comparison of tender offers, the final evaluation price and recommendations for the award of a contract, until after the award of the contract to the successful tenderer.

F.3.7 Grounds for rejection and disqualification

Determine whether there has been any effort by a tenderer to influence the processing of tender offers and instantly disqualify a tenderer (and his tender offer) if it is established that he engaged in corrupt or fraudulent practices.

F.3.8 Test for responsiveness

F.3.8.1 Determine, after opening and before detailed evaluation, whether each tender offer properly received:

- a) Complies with the requirements of these Conditions of Tender,
- b) has been properly and fully completed and signed, and
- c) is responsive to the other requirements of the tender documents.

F.3.8.2 A responsive tender is one that conforms to all the terms, conditions, and specifications of the tender documents without material deviation or qualification. A material deviation or qualification is one which, in the Employer's opinion, would:

- a) detrimentally affect the scope, quality, or performance of the works, services or supply identified in the Scope of Work,
- b) significantly change the Employer's or the tenderer's risks and responsibilities under the contract, or
- c) affect the competitive position of other tenderers presenting responsive tenders, if it were to be rectified.

Reject a non-responsive tender offer, and not allow it to be subsequently made responsive by correction or withdrawal of the non-conforming deviation or reservation.

F.3.9 Arithmetical errors, omissions and discrepancies

F.3.9.1 Check responsive tenders for discrepancies between amounts in words and amounts in figures. Where there is a discrepancy between the amounts in figures and the amount in words, the amount in words shall govern.

F.3.9.2 Check the highest ranked tender or tenderer with the highest number of tender evaluation points after the evaluation of tender offers in accordance with F.3.11 for:

- a) the gross misplacement of the decimal point in any unit rate;
- b) omissions made in completing the pricing schedule or bills of quantities; or
- c) arithmetic errors in:
 - i) line-item totals resulting from the product of a unit rate and a quantity in bills of quantities or schedules of prices; or
 - ii) the summation of the prices.

F.3.9.3 Notify the tenderer of all errors or omissions that are identified in the tender offer and either confirm the tender offer as tendered or accept the corrected total of prices.

F.3.9.4 Where the tenderer elects to confirm the tender offer as tendered, correct the errors as follows:

- a) If bills of quantities or pricing schedules apply and there is an error in the line-item total resulting from the product of the unit rate and the quantity, the line-item total shall govern and the rate shall be corrected. Where there is an obviously gross misplacement of the decimal point in the unit rate, the line-item total as quoted shall govern, and the unit rate shall be corrected.
- b) Where there is an error in the total of the prices either as a result of other corrections required by this checking process or in the tenderer's addition of prices, the total of the

prices shall govern and the tenderer will be asked to revise selected item prices (and their rates if bills of quantities apply) to achieve the tendered total of the prices.

F.3.10 Clarification of a tender offer

Obtain clarification from a tenderer on any matter that could give rise to ambiguity in a contract arising from the tender offer.

F.3.11 Evaluation of tender offers

F.3.11.1 General

Appoint an evaluation panel of not less than three persons. Reduce each responsive tender offer to a comparative offer and evaluate them using the tender evaluation methods and associated evaluation criteria and weightings that are specified in the tender data.

F.3.11.2 Method 1: Financial offer

In the case of a financial offer:

- a) Rank tender offers from the most favourable to the least favourable comparative offer.
- b) Recommend the highest ranked tenderer for the award of the contract, unless there are compelling and justifiable reasons not to do so.
- c) Re-rank all tenderers should there be compelling and justifiable reasons not to recommend the highest ranked tenderer and recommend the highest ranked tenderer, unless there are compelling and justifiable reasons not to do so and the process set out in this subclause is repeated.

F.3.11.3 Method 2: Financial offer and preference

In the case of a financial offer and preferences:

- a) Score each tender in respect of the financial offer made and preferences claimed, if any, in accordance with the provisions of F.3.11.7 and F.3.11.8.
- b) Calculate the total number of tender evaluation points (T_{EV}) in accordance with the following formula:

$$T_{EV} = N_{FO} + N_P$$

where: N_{FO} is the number of tender evaluation points awarded for the financial offer made in accordance with F.3.11.7;
 N_P is the number of tender evaluation points awarded for preferences claimed in accordance with F.3.11.8.

- c) Rank tender offers from the highest number of tender evaluation points to the lowest.
- d) Recommend the tenderer with the highest number of tender evaluation points for the award of the contract, unless there are compelling and justifiable reasons not to do so.
- e) Rescore and re-rank all tenderers should there be compelling and justifiable reasons not to recommend the tenderer with the highest number of tender evaluation points, and recommend the tenderer with the highest number of tender evaluation points, unless there are compelling and justifiable reasons not to do so and the process set out in this subclause is repeated.

F.3.11.4 Method 3: Financial offer and quality

In the case of a financial offer and quality:

- a) Score each tender in respect of the financial offer made and the quality offered in accordance with the provisions of F.3.11.7 and F.3.11.9, rejecting all tender offers that fail to score the minimum number of points for quality stated in the tender data, if any.
- b) Calculate the total number of tender evaluation points (T_{EV}) in accordance with the following formula:

$$T_{EV} = N_{FO} + N_P$$

where: N_{FO} is the number of tender evaluation points awarded for the financial offer made in accordance with F.3.11.7;
 N_Q is the number of tender evaluation points awarded for quality offered in accordance with F.3.11.9.

- c) Rank tender offers from the highest number of tender evaluation points to the lowest.
- d) Recommend tenderer with the highest number of tender evaluation points for the award of the contract, unless there are compelling and justifiable reasons not to do so.
- e) Rescore and re-rank all tenderers should there be compelling and justifiable reasons not to recommend the tenderer with the highest number of tender evaluation points and recommend the tenderer with the highest number of tender evaluation points, unless there are compelling and justifiable reasons not to do so and the process set out in this subclause is repeated.

F.3.11.5 Method 4: Financial offer, quality and preferences

In the case of a financial offer, quality and preferences:

- a) Score each tender in respect of the financial offer made, preference claimed, if any, and the quality offered in accordance with the provisions of F.3.11.7 to F.3.11.9, rejecting all tender offers that fail to score the minimum number of points for quality stated in the tender data, if any.
- b) Calculate the total number of tender evaluation points (T_E) in accordance with the following formula, unless otherwise stated in the Tender Data:

$$T_E = N_{FO} + N_P$$

where: N_{FO} is the number of tender evaluation points awarded for the financial offer made in accordance with F.3.11.7;
 N_P is the number of tender evaluation points awarded for preferences claimed in accordance with F.3.11.8;
 N_Q is the number of tender evaluation points awarded for quality offered in accordance with F.3.11.9.

- c) Rank tender offers from the highest number of tender evaluation points to the lowest.
- d) Recommend the tenderer with the highest number of tender evaluation points for the award of the contract, unless there are compelling and justifiable reasons not to do so.
- e) Rescore and re-rank all tenderers should there be compelling and justifiable reasons not to recommend the tenderer with the highest number of tender evaluation points and recommend the tenderer with the highest number of tender evaluation points, unless there are compelling and justifiable reasons not to do so and the process set out in this subclause is repeated.

F.3.11.6 Decimal places

Score financial offers, preferences and quality, as relevant, to two decimal places.

F.3.11.7 Scoring Financial Offers

Score the financial offers of remaining responsive tender offers using the following formula:

$$N_{FO} = W_1 \times A$$

where: N_{FO} is the number of tender evaluation points awarded for the financial offer.
 W_1 is the maximum possible number of tender evaluation points awarded for the financial offer as stated in the Tender Data.
 A is a number calculated using the formula and option described in Table F.I as stated in the Tender Data.

Table F.1: Formulae for calculating the value of A

Formula	Comparison aimed at achieving	Option 1 ^a	Option 2 ^a
1	Highest price or discount	$A = (1 + \frac{(P - P_m)}{P_m})$	$A = P/P_m$
2	Lowest price or percentage commission/ fee	$A = (1 - \frac{(P - P_m)}{P_m})$	$A = P_m/P$
^a	P_m is the comparative offer of the most favourable comparative offer. P is the comparative offer of the tender offer under consideration.		

F.3.11.8 Scoring preferences

Confirm that tenderers are eligible for the preferences claimed in accordance with the provisions of the tender data and reject all claims for preferences where tenderers are not eligible for such preferences.

Calculate the total number of tender evaluation points for preferences claimed in accordance with the provisions of the tender data.

F.3.11.9 Scoring quality

Score each of the criteria and sub criteria for quality in accordance with the provisions of the Tender Data.

Calculate the total number of tender evaluation points for quality using the following formula:

$$N_Q = W_2 \times S_O / M_S$$

where: S_O is the score for quality allocated to the submission under consideration;
 M_S is the maximum possible score for quality in respect of a submission; and
 W_2 is the maximum possible number of tender evaluation points awarded for the quality as stated in the tender data.

The procedure for the evaluation of responsive tenders is Method 4 (Financial offer, quality and preference) The total number of tender evaluation points (T_{EV}) shall be determined in accordance with the following formula.

$$T_{EV} = f_1 (N_{FO} + N_P) + f_2 N_Q$$

T_{EV} = Total number of tender evaluation points.

where f_1 and f_2 are fractions, f_1 equals 1 minus f_2 and f_2 equals 0.25

N_{FO} is the number of tender evaluation points awarded for the financial offer made in accordance with 5.11.7 in SANS 10845-3, 2015 where the score for financial offer is calculated using the following formula,

$$N_{FO} = W_1 A,$$

Where maximum point for $W_1 = 90$

$$A = [1 - \{(P - P_m)/P_m\}]$$

N_P is the number of tender evaluation points awarded for preferences claimed in accordance with the Nama Khoi Preferential Procurement Policy, 2023 Schedule.

N_Q is the number of tender evaluation points awarded for quality offered in accordance with 5.11.9 in SANS 10845-3,2015, where maximum points for qualifications is 100.

F.3.12 Insurance provided by the employer

If requested by the proposed successful tenderer, submit for the tenderer's information the policies and/or certificates of insurance which the conditions of contract identified in the contract data, require the employer to provide.

F.3.13 Acceptance of tender offer

Accept the tender offer, if in the opinion of the employer, it does not present any unacceptable commercial risk and only if the tenderer:

- a) is not under restrictions, or has principals who are under restrictions, preventing participating in the employer's procurement,
- b) can, as necessary and in relation to the proposed contract, demonstrate that he or she possesses the professional and technical qualifications, professional and technical competence, financial resources, equipment and other physical facilities, managerial capability, reliability, experience and reputation, expertise and the personnel, to perform the contract,
- c) has the legal capacity to enter into the contract,
- d) is not insolvent, in receivership, bankrupt or being wound up, has his affairs administered by a court or a judicial officer, has suspended his business activities, or is subject to legal proceedings in respect of any of the foregoing,
- e) complies with the legal requirements, if any, stated in the tender data, and
- f) is able, in the opinion of the employer, to perform the contract free of conflicts of interest.

F.3.14 Prepare contract documents

F.3.14.1 If necessary, revise documents that shall form part of the contract and that were issued by the employer as part of the tender documents to take account of:

- a) addenda issued during the tender period,
- b) inclusion of some of the returnable documents,
- c) other revisions agreed between the employer and the successful tenderer.

F.3.14.2 Complete the schedule of deviations attached to the form of offer and acceptance, if any.

F.3.15 Complete adjudicator's contract

Unless alternative arrangements have been agreed or otherwise provided for in the contract, arrange for both parties to complete formalities for appointing the selected adjudicator at the same time as the main contract is signed.

F.3.16 Notice to unsuccessful tenderers

F.3.16.1 Notify the successful tenderer of the employer's acceptance of his tender offer by completing and returning one copy of the form of offer and acceptance before the expiry of the validity period stated in the tender data, or agreed additional period.

F.3.16.2 After the successful tenderer has been notified of the employer's acceptance of the tender, notify other tenderers that their tender offers have not been accepted.

F.3.17 Provide copies of the contracts

Provide to the successful tenderer the number of copies stated in the Tender Data of the signed copy of the contract as soon as possible after completion and signing of the form of offer and acceptance.

F.3.18 Provide written reasons for actions taken

Provide upon request written reasons to tenderers for any action that is taken in applying these conditions of tender, but withhold information which is not in the public interest to be divulged, which is considered to prejudice the legitimate commercial interests of tenderers or might prejudice fair competition between tenderers.

Annex G
(normative)

Alpha-numeric associated with the Contractor Grading Designations

Table G1: Contractor grading designations and associated parameters

Contractor Grading Designation	Tender Value Range designation	Maximum value of contract that a contractor is considered capable of performing (R)
2 (class of construction works)	2	1 000 000
3 (class of construction works)	3	3 000 000
4 (class of construction works)	4	6 000 000
5 (class of construction works)	5	10 000 000
6 (class of construction works)	6	20 000 000
7 (class of construction works)	7	60 000 000
8 (class of construction works)	8	200 000 000
9 (class of construction works)	9	No Limit

Table G2: Classes of construction work (see next page)

Table G2 **CLASSES OF CONSTRUCTION WORK**

Description	Designation	Definition	Works types	Examples
Civil engineering works	CE	Construction works that are primarily concerned with materials such as steel, concrete, earth and rock and their application in the development, extension, installation, maintenance, removal, renovation, alteration, or dismantling of building and engineering infrastructure	Water, sewerage, roads, railways, harbours and transport, urban development and municipal services	Structures such as a cooling tower, bridge, culvert, dam, grand stand, road, railway, reservoir, runway, swimming pool, silo or tunnel. The results of operations such as dredging, earthworks and geotechnical processes. Township services, water treatment and supply, sewerage works, sanitation, soil conservation works, irrigation works, storm-water and drainage works, coastal works, ports, harbours, airports and pipelines.
Electrical engineering works (Infrastructure)	EP	Construction works that are primarily concerned with development, extension, installation, removal, renovation, alteration or dismantling of engineering infrastructure: a) relating to the generation, transmission and distribution of electricity; or b) which cannot be classified as EB.	Electrical power generation, transmission, control and distribution equipment and systems.	Power generation Street and area lighting Substations and protection systems Township reticulations Transmission Lines Supervisory control and data acquisition systems
Electrical engineering works (buildings)	EB	Construction works that are primarily concerned with the installation, extension, modification or repair of electrical installations in or on any premises used for the transmission of electricity from a point of control to a point of consumption, including any article forming part of such an installation	All electrical equipment forming an integral and permanent part of buildings and/or structures, including any wiring, cable jointing and laying and electrical overhead line construction	Electrical installations in buildings Electrical reticulations within a plot of land (erf) or building site Standby plant and uninterrupted power supply Verification and certification of electrical installations on premises

Description	Designation	Definition	Works types	Examples
General building works	GB	Construction works that: a) are primarily concerned with the development, extension, installation, renewal, renovation, alteration, or dismantling of a permanent shelter for its occupants or contents; or b) cannot be categorised in terms of the definitions provided for civil engineering works, electrical engineering works, mechanical engineering works, or specialist works.	Buildings and ancillary works other than those categorised as being: a) civil engineering works; b) electrical engineering works; c) mechanical engineering works; or d) specialist works.	Buildings for domestic, industrial, institutional or commercial occupancies Car ports Fences other than classified as SS Stores Walls
Mechanical engineering works	ME	Construction works that are primarily concerned with the development, extension, installation, removal, alteration, renewal of engineering infrastructure for gas transmission and distribution, solid waste disposal, heating, ventilation and cooling, chemical works, metallurgical works, manufacturing, food processing and, materials handling	Machine systems including those relating to the environment of building interiors: a) gas transmission and distribution systems b) pipelines c) solid waste disposal d) materials handling, lifting machinery, heating, ventilation and cooling, pumps, e) continuous process systems f) chemical works, metallurgical works, manufacturing, food processing such as that in concentrator machinery and apparatus, oil and gas wells, smelters, cyanide plants, acid plants, metallurgical machinery, equipment and apparatus, and works necessary for the beneficiation of metals, minerals, rocks, petroleum and organic substances or other chemical processes.	Air-conditioning and mechanical ventilation Boiler installations and steam distribution Central heating Centralised hot water generation Cranes and hoists Dust and sawdust extraction Compressed air, gas and vacuum installations Conveyor and materials handling installations Continuous process systems involving chemical works, metallurgical works, oil and gas wells, acid plants, metallurgical machinery, equipment and apparatus, and works necessary for the beneficiation of metals, minerals, rocks, petroleum and organic substances and other chemical processes Kitchen equipment Laundry equipment Lift installations and escalators Refrigeration and cold rooms Waste handling systems (including compactors)

Description	Designation	Definition	Works types	Examples
Specialist works	SB	A subset of construction works identified and defined by the Board that involves specialist capabilities for its execution	The extension, installation, repair, maintenance or renewal, or removal, of asphalt	
	SC		The development, extension, installation, removal, and dismantling, as relevant, associated with building excavations, shaft sinking and lateral earth support	
	SD		The development, extension, installation, repair, renewal, removal, or alteration of corrosion protection systems (cathodic, anodic and electrolytic)	
	SE		Demolition of buildings and engineering infrastructure and blasting	
	SF		The development, extension, installation, renewal, removal, renovation, alteration or dismantling of fire prevention and protection infrastructure (drencher and sprinkler systems and fire installation)	
	SG		The development, extension, installation, renewal, removal, renovation, alteration or dismantling of glazing, curtain walls and shop fronts	
	SH		The development, extension, installation, maintenance, renewal, removal, alteration or dismantling, as relevant, of landscaping, irrigation and horticultural works	
	SI		The development, extension, installation, repair, maintenance, renewal, removal, renovation, alteration or, dismantling of lifts, escalators, travellers and hoisting machinery	
	SJ		The development, installation, removal, or dismantling, as relevant, of piles and other specialized foundations for buildings and structures	
	SK		The installation, renewal, removal, alteration or dismantling, as relevant, road markings and signage	
	SL		The development, extension, installation, renewal, removal, renovation, alteration or dismantling of structural steelwork and scaffolding	
	SM		Timber buildings and structures	
	SN		The extension, installation, repair, maintenance, renewal, removal, renovation or alteration, as relevant, of the waterproofing of basements, roofs and walls using specialist systems.	
	SO		The development, extension, installation, renewal, removal, alteration or dismantling or demolition of water installations and soil and waste water drainage associated with buildings (wet services, plumbing)	
	SQ		The development, extension, installation, repair, removal, alteration, dismantling or demolition of precast concrete or steel fencing	

Part T2: Returnable Documents

	Pages
T2.1 List of Returnable Documents	30
T2.2 Returnable Schedules	31 - 71

NAMA-KHOI MUNICIPALITY

BID/NC062/04/2025–2026

PROJECT NO.35181.11/2025/04

REFURBISHMENT OF TOLWEG SEWER PUMP STATION WORKS

T2.1 List of Returnable Documents

The tenderer must complete the following Returnable Documents in **black ink**:

1. Returnable Schedules required for tender evaluation purposes

	Pages
1: COMPULSORY ENTERPRISE QUESTIONNAIRE	31 – 32
2: SITE VISIT/CLARIFICATION MEETING CERTIFICATE	33
3: CERTIFICATE OF AUTHORITY FOR JOINT VENTURES	34
4: SCHEDULE OF WORK EXPERIENCE	35 – 36
5: SCHEDULE OF CONSTRUCTION EQUIPMENT	37 – 38
6: PRELIMINARY PROGRAMME (FOR INFORMATION PURPOSES ONLY)	39
7: SCHEDULE OF ESTIMATED MONTHLY EXPENDITURE	40
8: TAX CLEARANCE CERTIFICATE OR PIN ISSUED BY SARS	41
9: SCHEDULE OF SUBCONTRACTORS	42
10: DETAILS OF CONTRACT MANAGER AND SITE AGENT'S EXPERIENCE	43
11: HEALTH AND SAFETY PLAN	44
12: PROPOSED AMENDMENTS AND QUALIFICATIONS BY TENDERER	45
13: RECORD OF ADDENDA TO TENDER DOCUMENTS	46
14: DAYWORKS SCHEDULE	47
15: TARGET PROCUREMENT: MBD1	48-49
16: TARGET PROCUREMENT: MBD4	50-52
17: TARGET PROCUREMENT: MBD5	53-54
18: TARGET PROCUREMENT: MBD6.1 (B-BBEE CERTIFICATE TO BE ATTACHED HERE)	55-59
19: TARGET PROCUREMENT: MBD8	60-61
20: TARGET PROCUREMENT: MBD9	62-64
21: SCHEDULE: SUPPLY CHAIN MANAGEMENT 1	65
22: SCHEDULE: SUPPLY CHAIN MANAGEMENT 2	66
23: CONTRACTOR'S CERTIFICATE OF REGISTRATION WITH CIDB	67
24: FORM OF INTENT TO PROVIDE A PERFORMANCE GUARANTEE	68
25: RESOURCE COMMITMENT SCHEDULE	69
26: FUNCTIONALITY SCORING SCHEDULE	70-71

2. Other documents required for tender evaluation purposes

- Joint Venture Agreement (if applicable) - append to Schedule 3.
- An original valid **Tax Clearance Certificate** issued by the South African Revenue Services -append to Schedule 8.
- All addenda released by the Engineer - append to Schedule 13
- **CIDB Certificate** - append to Schedule 23
- **Letter from Financial Institution or Bank** - append to Schedule 24

3. Returnable Schedules that will be incorporated into the Contract

- HEALTH AND SAFETY PLAN (Schedule 11)
- RECORD OF ADDENDA TO TENDER DOCUMENTS (Schedule 13)
- DAYWORKS SCHEDULE (Schedule 14)

4. C1.1 The offer portion of the C1.1 Form of Offer and Acceptance

5. C1.2 Contract Data (Part 2)

6. C2.2 Bills/Schedules of Quantities

NAMA-KHOI MUNICIPALITY

BID/NC062/04/2025–2026

PROJECT NO.35181.11/2025/04

REFURBISHMENT OF TOLWEG SEWER PUMP STATION WORKS – CIVIL WORKS

T2.2 Returnable Schedules

SCHEDULE 1 : COMPULSORY ENTERPRISE QUESTIONNAIRE

The following particulars must be furnished. In the case of a joint venture, **separate** enterprise questionnaires in respect of each partner must be completed and submitted.

Section 1: Name of enterprise:

Address of enterprise:

.....

.....

Section 2: VAT registration number, if any:

Section 3: CIDB registration number, if any:

Section 4: Particulars of sole proprietors and partners in partnerships

Name*	Identity number*	Personal income tax number*

* Complete only if sole proprietor or partnership and attach separate page if more than 3 partners

Section 5: Particulars of companies and close corporations

Company registration number

Close corporation number

Tax reference number

Section 6: Record of service of the state

Indicate by marking the relevant boxes with a cross, if any sole proprietor, partner in a partnership or Director, principal shareholder or stakeholder in a company or close corporation is currently or has been within the last 12 months in the service of any of the following:

- | | |
|---|---|
| <input type="checkbox"/> a member of any municipal council | <input type="checkbox"/> an employee of any provincial department, national or provincial public entity or constitutional institution within the meaning of the Public Finance Management Act, 1999 (Act 1 of 1999) |
| <input type="checkbox"/> a member of any provincial legislature | <input type="checkbox"/> a member of an accounting authority of any national or provincial public entity |
| <input type="checkbox"/> a member of the National Assembly or the National Council of Provinces | <input type="checkbox"/> an employee of Parliament or a provincial legislature |
| <input type="checkbox"/> a member of the board of Directors of any municipal entity | |
| <input type="checkbox"/> an official of any municipality or municipal entity | |

If any of the above boxes are marked, disclose the following:

Name of sole proprietor, partner, Director, manager, principal shareholder or stakeholder	Name of institution, public office, board or organ of state and position held	Status of service (tick appropriate column)	
		current	Within last 12 months

*insert separate page if necessary

Section 7: Record of spouses, children and parents in the service of the state

Indicate by marking the relevant boxes with a cross, if any spouse, child or parent of a sole proprietor, partner in a partnership or Director, manager, principal shareholder or stakeholder in a company or close corporation is currently or has been within the last 12 months been in the service of any of the following:

- | | |
|--|---|
| <input type="checkbox"/> a member of any municipal council | <input type="checkbox"/> an employee of any provincial department, national or provincial public entity or constitutional institution within the meaning of the Public Finance Management Act, 1999 (Act 1 of 1999) |
| <input type="checkbox"/> a member of any provincial legislature | |
| <input type="checkbox"/> a member of the National Assembly or the National Council of Province | <input type="checkbox"/> a member of an accounting authority of any national or provincial public entity |
| <input type="checkbox"/> a member of the board of Directors of any municipal entity | <input type="checkbox"/> an employee of Parliament or a provincial legislature |
| <input type="checkbox"/> an official of any municipality or municipal entity | |

Name of spouse, child or parent	Name of institution, public office, board or organ of state and position held	Status of service (tick appropriate column)	
		current	Within last 12 months

*insert separate page if necessary

The undersigned, who warrants that he/she is duly authorised to do so on behalf of the enterprise:

- authorizes the Employer to obtain a tax clearance certificate from the South African Revenue Services that my/our tax matters are in order;
- confirms that neither the name of the enterprise or the name of any partner, manager, Director or other person, who wholly or partly exercises, or may exercise, control over the enterprise appears on the Register of Tender Defaulters established in terms of the Prevention and Combating of Corrupt Activities Act of 2004;
- confirms that no partner, member, Director or other person, who wholly or partly exercises, or may exercise, control over the enterprise appears, has within the last five years been convicted of fraud or corruption;
- confirms that I/we are not associated, linked or involved with any other tendering entities submitting tender offers and have no other relationship with any of the tenderers or those responsible for compiling the scope of work that could cause or be interpreted as a conflict of interest;
- confirms that the contents of this questionnaire are within my personal knowledge and are to the best of my belief both true and correct.

SIGNED ON BEHALF OF TENDERER:

NAMA-KHOI MUNICIPALITY

BID/NC062/04/2025–2026

PROJECT NO.35181.11/2025/04

REFURBISHMENT OF TOLWEG SEWER PUMP STATION WORKS – CIVIL WORKS

SCHEDULE 2 : SITE VISIT/CLARIFICATION MEETING CERTIFICATE

This is to certify that I/we, _____

of (tenderer) _____

of (address) _____

telephone number _____

fax number _____

on (date) _____

have examined the Site of the Works and its surroundings for which I/we am/are submitting this Tender and have, so far as is practicable, familiarized myself/ourselves with all the information, risks, contingencies and other circumstances which may influence or affect my/our Tender.

SIGNED ON BEHALF OF TENDERER:

SIGNED ON BEHALF OF EMPLOYERS AGENT:

NAMA-KHOI MUNICIPALITY

BID/NC062/04/2025–2026

PROJECT NO.35181.11/2025/04

REFURBISHMENT OF TOLWEG SEWER PUMP STATION WORKS – CIVIL WORKS

SCHEDULE 3 : CERTIFICATE OF AUTHORITY FOR JOINT VENTURES

This returnable schedule is to be completed by joint ventures.

We, the undersigned, are submitting this tender offer in joint venture and hereby authorize Mr/Ms
....., authorised signatory of the company, close corporation or partnership
....., acting in the capacity of lead partner, to sign all documents in
connection with the tender offer and any contract resulting from it on our behalf.

NAME OF FIRM	ADDRESS	DULY AUTHORISED SIGNATORY
Lead partner		Signature..... Name..... Designation.....
		Signature..... Name..... Designation.....
		Signature..... Name..... Designation.....
		Signature..... Name..... Designation.....

Note :

A copy of the Joint Venture Agreement (Refer to F2.13.1 in Part T1.2) showing clearly the **percentage contribution of each partner** to the Joint Venture shall be appended to this schedule.

NAMA-KHOI MUNICIPALITY

BID/NC062/04/2025–2026

PROJECT NO.35181.11/2025/04

REFURBISHMENT OF TOLWEG SEWER PUMP STATION WORKS – CIVIL WORKS

SCHEDULE 4: SCHEDULE OF WORK EXPERIENCE

The tenderer shall insert in the spaces provided below a list of similar completed contracts awarded to him and those currently being undertaken. Provide contactable references of clients and contracts. **Failure to complete this Schedule may result in the Tender not being considered.**

COMPLETED CONTRACTS OF SIMILAR NATURE AND COMPLEXITY				
EMPLOYER (NAME, TEL No. AND FAX No.)	CONSULTING ENGINEER (NAME, TEL No. AND FAX No.)	NATURE OF WORK	VALUE OF WORK R(m)	DATE COMPLETED

CURRENT CONTRACTS OF SIMILAR VALUE				
EMPLOYER (NAME, TEL No. AND FAX No.)	CONSULTING ENGINEER (NAME, TEL No. AND FAX No.)	NATURE OF WORK	VALUE OF WORK R(m)	ANTICIPATED COMPLETION DATE

Number of sheets, appended by the tenderer to this Schedule (If nil, enter NIL).

SIGNED ON BEHALF OF TENDERER:

NAMA-KHOI MUNICIPALITY

BID/NC062/04/2025–2026

PROJECT NO.35181.11/2025/04

REFURBISHMENT OF TOLWEG SEWER PUMP STATION WORKS – CIVIL WORKS

SCHEDULE 5: SCHEDULE OF CONSTRUCTION EQUIPMENT

The tenderer shall state below what construction equipment will be available for this Contract. The tenderer shall differentiate, if applicable, between construction equipment immediately available and construction equipment which will become available by virtue of outstanding orders, and indicate what further construction equipment will be acquired or hired for the work should he be awarded the Contract. **In the case of hiring equipment, proof must be provided that the hiring company will make plant and equipment available to the tenderer should the contract be awarded to the tenderer. Failure to complete this Schedule may result in the Tender not being considered.**

CONSTRUCTION EQUIPMENT IMMEDIATELY AVAILABLE

DESCRIPTION, SIZE, CAPACITY	QTY	YEAR OF MANUFACTURE

CONSTRUCTION EQUIPMENT ON ORDER

(State details of arrangements made, with delivery dates)

DESCRIPTION, SIZE, CAPACITY	QTY	YEAR OF MANUFACTURE

CONSTRUCTION EQUIPMENT THAT WILL BE ACQUIRED OR HIRED

(State details of delivery arrangements)

DESCRIPTION, SIZE, CAPACITY	QTY	YEAR OF MANUFACTURE

Number of sheets, appended by the tenderer to this Schedule (If nil, enter NIL).

SIGNED ON BEHALF OF TENDERER:

NAMA-KHOI MUNICIPALITY

BID/NC062/04/2025–2026

PROJECT NO.35181.11/2025/04

REFURBISHMENT OF TOLWEG SEWER PUMP STATION WORKS – CIVIL WORKS

SCHEDULE 6: PRELIMINARY PROGRAMME (FOR INFORMATION PURPOSES ONLY)

The tenderer shall detail below or attach a preliminary programme, to this schedule.

This programme shall be in the form of a bar chart (Gantt chart) or similar acceptable time/activity form reflecting the proposed sequence and tempo of the various activities and the quantities that will be carried out every week under each of the elements, comprising the work for this contract. The programme shall also indicate the point where the tenderer intends to commence work operations and the direction in which the work will proceed. The working hours shall be indicated.

The tenderer shall also take into account the additional requirements stated in the Project Specifications when drawing up the programme.

Details of the preliminary programme shall be appended to this Schedule.

Number of sheets, appended by the tenderer to this Schedule (If nil, enter NIL).

PROGRAMME

ACTIVITY	WEEKS / MONTHS													

[Note: The programme must be based on the completion time as specified in the Contract Data. No other completion time that may be indicated on this programme will be regarded as an alternative offer, unless it is listed in Table (b) of Form H hereafter and supported by a detailed statement to that effect, all as specified in the Tender Data]

SIGNED ON BEHALF OF TENDERER:

.....

**Tender
Part T2 : Returnable documents
Reference No. 35181.11/2025/04**

NAMA-KHOI MUNICIPALITY

BID/NC062/04/2025–2026

PROJECT NO.35181.11/2025/04

REFURBISHMENT OF TOLWEG SEWER PUMP STATION WORKS – CIVIL WORKS

SCHEDULE 7: SCHEDULE OF ESTIMATED MONTHLY EXPENDITURE

The tenderer shall state his estimated expenditure indicating the values of each monthly claim in terms of Clause 49 of the General Conditions of Contract, which he estimates will arise based on his preliminary programme and tendered rates, in the table below. The total of the monthly amounts shall be equal to the tender sum.

MONTH	VALUE
1.	R
2.	R
3.	R
4.	R
5.	R
6.	R
7.	R
8.	R
9.	R
SUBTOTAL	R
CONTINGENCIES (10%)	R
SUBTOTAL	R
VAT (15%)	R
TOTAL	R (INCLUDING VAT @ 15%)

SIGNED ON BEHALF OF TENDERER:

NAMA-KHOI MUNICIPALITY

BID/NC062/04/2025–2026

PROJECT NO.35181.11/2025/04

REFURBISHMENT OF TOLWEG SEWER PUMP STATION WORKS – CIVIL WORKS

SCHEDULE 8: TAX CLEARANCE CERTIFICATE OR PIN ISSUED BY SARS

A. TAX CLEARANCE CERTIFICATE OR ISSUED PIN FROM SARS

An **original** valid Tax Clearance Certificate from the South African Revenue Service (SARS) shall be attached to this Schedule or proof that the tenderer has made arrangements with SARS to meet his or her outstanding tax obligations. Alternatively, the pin issued by SARS must be provided.

Each party to a Consortium/Joint Venture shall submit a separate Tax Clearance Certificate, or proof that he or she has made the necessary arrangements with SARS.

SIGNED ON BEHALF OF TENDERER:

.....

NAMA-KHOI MUNICIPALITY

BID/NC062/04/2025–2026

PROJECT NO.35181.11/2025/04

REFURBISHMENT OF TOLWEG SEWER PUMP STATION WORKS – CIVIL WORKS

SCHEDULE 10: DETAILS OF CONTRACT MANAGER AND SITE AGENT’S EXPERIENCE

Tenderers shall set out in the Schedule hereunder details of the Site Agent and General Foreman’s experience in work of a similar nature to that for which their Tender is submitted. **Provide Contactable references of clients. Failure to complete this Schedule may result in the Tender not being considered.**

CONTRACT MANAGER	NAME: NQF LEVEL.....			
CONTRACT & CLIENT	NATURE OF WORK	POSITION HELD	VALUE OF WORK	YEAR COMPLETED

SITE AGENT	NAME: NQF LEVEL.....			
CONTRACT & CLIENT	NATURE OF WORK	POSITION HELD	VALUE OF WORK	YEAR COMPLETED

Number of sheets, appended by the tenderer to this Schedule (If nil, enter NIL).

SIGNED ON BEHALF OF THE TENDERER:

NAMA-KHOI MUNICIPALITY

BID/NC062/04/2025–2026

PROJECT NO.35181.11/2025/04

REFURBISHMENT OF TOLWEG SEWER PUMP STATION WORKS – CIVIL WORKS

SCHEDULE 11: HEALTH AND SAFETY PLAN

Tenderers are to note the requirements of the Occupational Health and Safety Act No. 85 of 1993 and the Construction Regulations 2003 issued in terms of Section 43 of the Act. The tenderer shall be deemed to have read and fully understood the requirements of the above Act and Regulations and to have allowed for all costs in compliance therewith.

In this regard the tenderer shall prepare and attach a Health and Safety Plan in respect of the Works in order to demonstrate the necessary competencies and resources to perform the construction work all in accordance with the Act and Regulations. Such Health and Safety Plan shall cover inter-alia the following details:

- (1) Management Structure, Site Supervision and Responsible Persons including a succession plan.
- (2) Contractor's induction training programme for employees, sub-contractors and visitors to the Site.
- (3) Health and safety precautions and procedures to be adhered to in order to ensure compliance with the Act, Regulations and Safety Specifications.
- (4) Regular monitoring procedures to be performed.
- (5) Regular liaison, consultation and review meetings with all parties.
- (6) Site security, welfare facilities and first aid.
- (7) Site rules and fire and emergency procedures.

Tenderers are to note that the Contractor is required to ensure that all sub-contractors or others engaged in the performance of the contract also comply with the above requirements.

The tenderer shall also take into account the additional requirements stated in the Scope of Work when drawing up the Health and Safety Plan for the contract.

Details of the Health and Safety Plan shall be appended to this Schedule.

Number of sheets, appended by the tenderer to this Schedule (If nil, enter NIL).

SIGNED ON BEHALF OF TENDERER:

.....

NAMA-KHOI MUNICIPALITY

BID/NC062/04/2025–2026

PROJECT NO.35181.11/2025/04

REFURBISHMENT OF TOLWEG SEWER PUMP STATION WORKS – CIVIL WORKS

SCHEDULE 12: PROPOSED AMENDMENTS AND QUALIFICATIONS BY TENDERER

The Tenderer should record any **proposed** deviations or qualifications he may wish to make to the tender documents in this Returnable Schedule. Alternatively, a tenderer may state such proposed deviations and qualifications in a covering letter attached to his tender and reference such letter in this schedule.

The Tenderer's attention is drawn to clause F.3.8 of the Standard Conditions of Tender referenced in the Tender Data regarding the Employer's handling of material deviations and qualifications.

If no deviations or modifications are desired, the schedule hereunder is to be marked NIL and signed by the Tenderer.

PAGE	CLAUSE OR ITEM	PROPOSAL

Number of sheets, appended by the tenderer to this Schedule (If nil, enter NIL).

SIGNED ON BEHALF OF TENDERER:

NAMA-KHOI MUNICIPALITY

BID/NC062/04/2025–2026

PROJECT NO.35181.11/2025/04

REFURBISHMENT OF TOLWEG SEWER PUMP STATION WORKS – CIVIL WORKS

SCHEDULE 13 : RECORD OF ADDENDA TO TENDER DOCUMENTS

We confirm that the following communications received from the Employer before the submission of this tender offer, amending the tender documents, have been taken into account in this tender offer:		
	Date	Title or Details
1.		
2.		
3.		
4.		
5.		
6.		
7.		
8.		
9.		
10.		

Attach additional pages if more space is required.

Signed Date

Name Position

Tenderer

NAMA-KHOI MUNICIPALITY

BID/NC062/04/2025–2026

PROJECT NO.35181.11/2025/04

REFURBISHMENT OF TOLWEG SEWER PUMP STATION WORKS – CIVIL WORKS

SCHEDULE 14: DAYWORKS SCHEDULE

This daywork statement shall be used according to the opinion of the Engineer for the assessment of value of additional work which cannot be assessed easily according to the rates in the Bill of Quantities.

The rates for labour and material should not include overhead costs and profit, Site Supervision of personnel, insurance, payed vacation, the use and maintenance of small hand equipment and non-mechanical equipment, travel allowance, other payments and allowance. Provision is being made for this by including the percentages covering all this items with the item "Up costs". The rate which should be used for the assessment of value of additional work is the basic rate plus the percentage "Up costs".

The item "Up Cost" is left out in the case of equipment. The rate then has to include all of the above "Up Costs" mentioned as well as operator's costs, user's goods, maintenance, etc.

The Tender has to fill in all of the items listed underneath otherwise his Tender can be considered as incomplete.

A. LABOUR

- | | | | |
|----|-------------|---------------------|---------------------|
| 1. | Workers . | per hour plus | % "Up-Cost" |
| 2. | Supervisors | per hour plus | % "Up-Cost " |
| 3. | Artisan. | per hour plus | % " Up-Cost " |

B. EQUIPMENT

DESCRIPTION	RATE PER HOUR	
	In Work	Standing
Front End-Loader.....
Tipper Truck ...6 cubic meters
Compressor.....(capacity)
.....(Specify)
.....(Specify)
.....(Specify)

NOTE: The rate for an air pressure machine has to include rubber pipes and pneumatic equipment.

C. MATERIAL

Here, The Tenderer has to provide the Up Cost which ought to be added to the basic price:%

SIGNED ON BEHALF OF TENDERER:

NAMA-KHOI MUNICIPALITY
BID/NC062/04/2025–2026
PROJECT NO.35181.11/2025/04

REFURBISHMENT OF TOLWEG SEWER PUMP STATION WORKS – CIVIL WORKS
SCHEDULE 15: MBD1

PART A
INVITATION TO BID

YOU ARE HEREBY INVITED TO BID FOR REQUIREMENTS OF THE NAMA KHOI MUNICIPALITY					
BID NUMBER:	NC062/04/2025–2026	CLOSING DATE:	08 September 2025	CLOSING TIME:	12:00
DESCRIPTION	REFURBISHMENT OF TOLWEG SEWER PUMP STATION - CIVIL WORKS				
THE SUCCESSFUL BIDDER WILL BE REQUIRED TO FILL IN AND SIGN A WRITTEN CONTRACT FORM (MBD7).					

BID RESPONSE DOCUMENTS MAY BE DEPOSITED IN THE BID BOX SITUATED AT (STREET ADDRESS)

4 Namakwa Street
Springbok
8240

SUPPLIER INFORMATION

NAME OF BIDDER					
POSTAL ADDRESS					
STREET ADDRESS					
TELEPHONE NUMBER		CODE		NUMBER	
CELLPHONE NUMBER					
FACSIMILE NUMBER		CODE		NUMBER	
E-MAIL ADDRESS					
VAT REGISTRATION NUMBER					
TAX COMPLIANCE STATUS		TCS PIN:		OR CSD No:	
B-BBEE STATUS LEVEL VERIFICATION CERTIFICATE [TICK APPLICABLE BOX]		<input type="checkbox"/> Yes <input type="checkbox"/> No		B-BBEE STATUS LEVEL SWORN AFFIDAVIT	
				<input type="checkbox"/> Yes <input type="checkbox"/> No	

[A B-BBEE STATUS LEVEL VERIFICATION CERTIFICATE/ SWORN AFFIDAVIT (FOR EMES & QSEs) MUST BE SUBMITTED IN ORDER TO QUALIFY FOR PREFERENCE POINTS FOR B-BBEE]

ARE YOU THE ACCREDITED REPRESENTATIVE IN SOUTH AFRICA FOR THE GOODS /SERVICES /WORKS OFFERED?	<input type="checkbox"/> Yes <input type="checkbox"/> No [IF YES ENCLOSE PROOF]	ARE YOU A FOREIGN BASED SUPPLIER FOR THE GOODS /SERVICES /WORKS OFFERED?	<input type="checkbox"/> Yes <input type="checkbox"/> No [IF YES, ANSWER PART B:3]
--	--	---	--

TOTAL NUMBER OF ITEMS OFFERED		TOTAL BID PRICE	R
-------------------------------	--	-----------------	---

SIGNATURE OF BIDDER	DATE
---------------------	------

CAPACITY UNDER WHICH THIS BID IS SIGNED

BIDDING PROCEDURE ENQUIRIES MAY BE DIRECTED TO:

TECHNICAL INFORMATION MAY BE DIRECTED TO:

DEPARTMENT	CONTACT PERSON
CONTACT PERSON	TELEPHONE NUMBER
TELEPHONE NUMBER	FACSIMILE NUMBER
FACSIMILE NUMBER	E-MAIL ADDRESS
E-MAIL ADDRESS	

PART B

TERMS AND CONDITIONS FOR BIDDING

1. BID SUBMISSION:

- 1.1. BIDS MUST BE DELIVERED BY THE STIPULATED TIME TO THE CORRECT ADDRESS. LATE BIDS WILL NOT BE ACCEPTED FOR CONSIDERATION.
- 1.2. **ALL BIDS MUST BE SUBMITTED ON THE OFFICIAL FORMS PROVIDED-(NOT TO BE RE-TYPED) OR ONLINE**
- 1.3. THIS BID IS SUBJECT TO THE PREFERENTIAL PROCUREMENT POLICY FRAMEWORK ACT AND THE PREFERENTIAL PROCUREMENT REGULATIONS, 2017, THE GENERAL CONDITIONS OF CONTRACT (GCC) AND, IF APPLICABLE, ANY OTHER SPECIAL CONDITIONS OF CONTRACT.

2. TAX COMPLIANCE REQUIREMENTS

- 2.1 BIDDERS MUST ENSURE COMPLIANCE WITH THEIR TAX OBLIGATIONS.
- 2.2 BIDDERS ARE REQUIRED TO SUBMIT THEIR UNIQUE PERSONAL IDENTIFICATION NUMBER (PIN) ISSUED BY SARS TO ENABLE THE ORGAN OF STATE TO VIEW THE TAXPAYER'S PROFILE AND TAX STATUS.
- 2.3 APPLICATION FOR THE TAX COMPLIANCE STATUS (TCS) CERTIFICATE OR PIN MAY ALSO BE MADE VIA E-FILING. IN ORDER TO USE THIS PROVISION, TAXPAYERS WILL NEED TO REGISTER WITH SARS AS E-FILERS THROUGH THE WEBSITE WWW.SARS.GOV.ZA.
- 2.4 FOREIGN SUPPLIERS MUST COMPLETE THE PRE-AWARD QUESTIONNAIRE IN PART B:3.
- 2.5 BIDDERS MAY ALSO SUBMIT A PRINTED TCS CERTIFICATE TOGETHER WITH THE BID.
- 2.6 IN BIDS WHERE CONSORTIA / JOINT VENTURES / SUB-CONTRACTORS ARE INVOLVED; EACH PARTY MUST SUBMIT A SEPARATE TCS CERTIFICATE / PIN / CSD NUMBER.
- 2.7 WHERE NO TCS IS AVAILABLE BUT THE BIDDER IS REGISTERED ON THE CENTRAL SUPPLIER DATABASE (CSD), A CSD NUMBER MUST BE PROVIDED.

3. QUESTIONNAIRE TO BIDDING FOREIGN SUPPLIERS

- | | | | | |
|---|-----|--------------------------|----|--------------------------|
| 3.1 IS THE ENTITY A RESIDENT OF THE REPUBLIC OF SOUTH AFRICA (RSA)? | Yes | <input type="checkbox"/> | No | <input type="checkbox"/> |
| 3.2 DOES THE ENTITY HAVE A BRANCH IN THE RSA? | Yes | <input type="checkbox"/> | No | <input type="checkbox"/> |
| 3.3 DOES THE ENTITY HAVE A PERMANENT ESTABLISHMENT IN THE RSA? | Yes | <input type="checkbox"/> | No | <input type="checkbox"/> |
| 3.4 DOES THE ENTITY HAVE ANY SOURCE OF INCOME IN THE RSA? | Yes | <input type="checkbox"/> | No | <input type="checkbox"/> |
| 3.5 IS THE ENTITY LIABLE IN THE RSA FOR ANY FORM OF TAXATION? | Yes | <input type="checkbox"/> | No | <input type="checkbox"/> |

IF THE ANSWER IS "NO" TO ALL OF THE ABOVE, THEN IT IS NOT A REQUIREMENT TO REGISTER FOR A TAX COMPLIANCE STATUS SYSTEM PIN CODE FROM THE SOUTH AFRICAN REVENUE SERVICE (SARS) AND IF NOT REGISTER AS PER 2.3 ABOVE.

NB: FAILURE TO PROVIDE ANY OF THE ABOVE PARTICULARS MAY RENDER THE BID INVALID. NO BIDS WILL BE CONSIDERED FROM PERSONS IN THE SERVICE OF THE STATE.

SIGNATURE OF BIDDER:

CAPACITY UNDER WHICH THIS BID IS SIGNED:

DATE:

NAMA-KHOI MUNICIPALITY

BID/NC062/04/2025–2026

PROJECT NO.35181.11/2025/04

REFURBISHMENT OF TOLWEG SEWER PUMP STATION WORKS – CIVIL WORKS

SCHEDULE 16: DECLARATION OF INTEREST (FORM MBD 4)

1. No bid will be accepted from persons in the service of the state¹.
2. Any person, having a kinship with persons in the service of the state, including a blood relationship, may make an offer or offers in terms of this invitation to bid. In view of possible allegations of favouritism, should the resulting bid, or part thereof, be awarded to persons connected with or related to persons in service of the state, it is required that the bidder or their authorised representative declare their position in relation to the evaluating/adjudicating authority.
3. In order to give effect to the above, the following questionnaire must be completed and submitted with the bid.
 - 3.1. Full Name of bidder or his or her representative:.....
 - 3.2. Identity Number:.....
 - 3.3. Position occupied in the Company (director, trustee, shareholder²):.....
 - 3.4. Company Registration Number:.....
 - 3.5. Tax Reference Number:.....
 - 3.6. VAT Registration Number:.....
 - 3.7. The names of all directors/trustees/shareholders members, their individual identity numbers and state employee numbers must be indicated in paragraph 4 below.
 - 3.8. Are you presently in the service of the state? **YES/NO**
 - 3.8.1. If yes, furnish particulars
.....
.....

¹ MSCM Regulations: "in the service of the state" means to be-

- (a) a member of –
 - (i) any municipal council;
 - (ii) any provincial legislature; or
 - (iii) the national assembly or the national council of provinces
- (b) a member of the board of directors of any municipal entity
- (c) an official of any municipality of municipal entity
- (d) an employee of any national or provincial department, national or provincial public entity or constitutional institution within the meaning of the public finance management act, 1999 (act no.1 of 1999);
- (e) a member of the accounting authority of any national or provincial public entity; or
- (f) an employee of parliament or a provincial legislature

²Shareholder" means a person who owns shares in the company and is actively involved in the management of the company or business and exercise control over the company.

- 3.9. Have you been in the service of the state for the past twelve months? **YES/NO**
 - 3.9.1. If yes, furnish particulars
.....
.....

3.10. Do you have any relationship (family, friend, other) with persons in the service of the state and who may be involved with the evaluation and or adjudication of this bid? **YES/NO**

3.10.1. If yes, furnish particulars

.....

.....

3.11. Are you aware of any relationship (family, friend, other) between any other bidder and any persons in the service of the state who may be involved with the evaluation and or adjudication of this bid? **YES/NO**

3.11.1. If yes, furnish particulars

.....

.....

3.12. Are any of the company's directors, trustees, managers, principle shareholders or stakeholders in service of the state? **YES/NO**

3.12.1. If yes, furnish particulars

.....

.....

3.13. Is any spouse, child or parent of the company's directors, trustees, managers, principle shareholders in service of the state? **YES/NO**

3.13.1. If yes, furnish particulars

.....

.....

3.14. Do you or any of the directors, trustees, managers, principal shareholders, or stakeholders of this company have any interest in any other related companies or business whether or not they are bidding for this contract? **YES/NO**

3.14.1. If yes, furnish particulars

.....

.....

4. Full details of directors / trustees / members / shareholders.

Full Name	Identity Number	State Employee Number

CERTIFICATION

I, THE UNDERSIGNED (NAME)CERTIFY
THAT THE INFORMATION FURNISHED ON THIS DECLARATION FORM IS CORRECT.

I ACCEPT THAT, IN ADDITION TO CANCELLATION OF A CONTRACT, ACTION MAY BE TAKEN AGAINST
ME SHOULD THIS DECLARATION PROVE TO BE FALSE.

.....
Signature

.....
Date

.....
Position

.....
Name of Bidder

NAMA-KHOI MUNICIPALITY

BID/NC062/04/2025–2026

PROJECT NO.35181.11/2025/04

REFURBISHMENT OF TOLWEG SEWER PUMP STATION WORKS – CIVIL WORKS

SCHEDULE 17: MBD 5

DECLARATION FOR PROCUREMENT ABOVE R10 MILLION (ALL APPLICABLE TAXES INCLUDED)

For all procurement expected to exceed R10 million (all applicable taxes included), bidders must complete the following questionnaire:

1. Are you by law required to prepare annual financial statements for auditing?.....**YES/NO**
 - 1.1 If yes, submit audited annual financial statements for the past three years or since the date of establishment if established during the past three years.
.....
.....
2. Do you have outstanding undisputed commitments for municipal services towards any municipality for more than three months or any other service provider in respect of which payment is overdue more than 30 days?.....**YES/NO**
 - 2.1 If no, this serves to certify that the bidder has no undisputed commitments for municipal services towards any municipality for more than three months or other service provider in respect of which payment is overdue for more than 30 days.
 - 2.2 If yes, please provide particulars.
.....
.....
3. Has any contract been awarded to you by any organ of state during the past five years, including particulars of any material non-compliance or dispute concerning the execution of such contract?.....**YES/NO**
 - 3.1 If yes, furnish particulars
.....
.....
4. Will any portion of goods or services be sourced from outside the Republic, and, if so, what portion and whether any portion of payment from the municipality/municipal entity is expected to be transferred out of the Republic?.....**YES/NO**
 - 4.1 If yes, furnish particulars
.....
.....

CERTIFICATION

I, THE UNDERSIGNED (NAME)
CERTIFY THAT THE INFORMATION FURNISHED ON THIS DECLARATION FORM IS CORRECT. I
ACCEPT THAT THE STATE MAY ACT AGAINST ME SHOULD THIS DECLARATION PROVE TO
BE FALSE.

.....
Signature

.....
Date

.....
Position

.....
Name of Bidder

NAMA-KHOI MUNICIPALITY

BID/NC062/04/2025–2026

PROJECT NO.35181.11/2025/04

REFURBISHMENT OF TOLWEG SEWER PUMP STATION WORKS – CIVIL WORKS

SCHEDULE 18: MBD 6.1

**PREFERENCE POINTS CLAIM FORM IN TERMS OF THE PREFERENTIAL PROCUREMENT POLICY
OF NAMA KHOI MUNICIPALITY**

1. GENERAL CONDITIONS

1.1 The following preference point systems are applicable to all bids:

- the 80/20 system for requirements with a Rand value of up to R50 000 000 (all applicable taxes included); and
- the 90/10 system for requirements with a Rand value above R50 000 000 (all applicable taxes included).

1.2

- a) The value of this bid is estimated to **not exceed** R50 000 000 (all applicable taxes included) and therefore the 80/20 preference point system shall be applicable; or

1.3 Points for this bid shall be awarded for:

- (a) Price;
- (b) B-BBEE Status Level of Contributor and
- (c) Specific Goals to Promote Economic Development (Locality)

1.4 The maximum points for this bid are allocated as follows:

	POINTS
PRICE	80
SPECIFIC GOALS	20
Total points for Price and Specific goals must not exceed	100

1.5 Failure on the part of a bidder to submit proof of B-BBEE Status level of contributor and proof of address (municipal account) together with the bid, will be interpreted to mean that preference points for B-BBEE status level of contribution and specific goals to promote economic development (locality) are not claimed.

1.6 The purchaser reserves the right to require of a bidder, either before a bid is adjudicated or at any time subsequently, to substantiate any claim in regard to preferences, in any manner required by the purchaser.

2. DEFINITIONS

- (a) **“B-BBEE”** means broad-based black economic empowerment as defined in section 1 of the Broad-Based Black Economic Empowerment Act;
- (b) **“B-BBEE status level of contributor”** means the B-BBEE status of an entity in terms of a code of good practice on black economic empowerment, issued in terms of section 9(1) of the Broad-Based Black Economic Empowerment Act;
- (c) **“bid”** means a written offer in a prescribed or stipulated form in response to an invitation by an organ of state for the provision of goods or services, through price quotations, advertised competitive bidding processes or proposals;
- (d) **“Broad-Based Black Economic Empowerment Act”** means the Broad-Based Black Economic Empowerment Act, 2003 (Act No. 53 of 2003);
- (e) **“EME”** means an Exempted Micro Enterprise in terms of a code of good practice on black

- (f) **“functionality”** means the ability of a tenderer to provide goods or services in accordance with specifications as set out in the tender documents.
- (g) **“prices”** includes all applicable taxes less all unconditional discounts;
- (h) **“proof of B-BBEE status level of contributor”** means:
 - 1) B-BBEE Status level certificate issued by an authorized body or person;
 - 2) A sworn affidavit as prescribed by the B-BBEE Codes of Good Practice;
 - 3) Any other requirement prescribed in terms of the B-BBEE Act;
- (i) **“QSE”** means a qualifying small business enterprise in terms of a code of good practice on black economic empowerment issued in terms of section 9 (1) of the Broad-Based Black Economic Empowerment Act;
- (j) **“rand value”** means the total estimated value of a contract in Rand, calculated at the time of bid invitation, and includes all applicable taxes;

Points for Locality will be allocated as follows:

Local area of supplier	Number of Points for Preference	
	80/20	90/10
Within the boundaries of the Nama Khoi Municipality	10	5
Within the boundaries of Namakwa District Municipality	6	3
Within the boundaries of the Northern Cape	4	2
Outside of the boundaries of the Northern Cape	0	0

5. BID DECLARATION

5.1 Bidders who claim points in respect of B-BBEE Status Level of Contribution must complete the following:

6. SPECIFIC GOALS POINTS CLAIMED IN TERMS OF PARAGRAPHS 1.4 AND 4.1

6.1 B-BBEE Status Level of Contributor: . =(maximum of 10 or 5 points)

6.2 LOCALITY =(maximum of 10 or 5 points)

(Points claimed in respect of paragraph 7.1 must be in accordance with the table reflected in paragraph 4.1 and must be substantiated by relevant proof of B-BBEE status level of contributor and proof of address.)

7. SUB-CONTRACTING

7.1 Will any portion of the contract be sub-contracted?

(Tick applicable box)

YES		NO	
-----	--	----	--

7.1.1 If yes, indicate:

i) What percentage of the contract will be subcontracted.....%

ii) The name of the sub-contractor.....

iii) The B-BBEE status level of the sub-contractor.....

iv) Whether the sub-contractor is an EME or QSE

(Tick applicable box)

YES		NO	
-----	--	----	--

v) Specify, by ticking the appropriate box, if subcontracting with an enterprise in terms of Preferential Procurement Regulations,2017:

Designated Group: An EME or QSE which is at last 51% owned by:	EME √	QSE √
Black people		
Black people who are youth		
Black people who are women		
Black people with disabilities		
Black people living in rural or underdeveloped areas or townships		
Cooperative owned by black people		
Black people who are military veterans		
OR		
Any EME		
Any QSE		

8. **DECLARATION WITH REGARD TO COMPANY/FIRM**

8.1 Name of company/firm:.....

8.2 VAT registration number:.....

8.3 Company registration number:.....

8.4 **TYPE OF COMPANY/ FIRM**

- ☐ Partnership/Joint Venture / Consortium
☐ One person business/sole propriety
☐ Close corporation
☐ Company
☐ (Pty) Limited
[TICK APPLICABLE BOX]

8.5 **DESCRIBE PRINCIPAL BUSINESS ACTIVITIES**

.....
.....
.....
.....

8.6 **COMPANY CLASSIFICATION**

- ☐ Manufacturer
☐ Supplier
☐ Professional service provider
☐ Other service providers, e.g. transporter, etc.
[TICK APPLICABLE BOX]

8.7 **MUNICIPAL INFORMATION**

Municipality where business is situated:

Registered Account Number:

Stand Number:.....

8.8 Total number of years the company/firm has been in business:.....

8.9 I/we, the undersigned, who is / are duly authorised to do so on behalf of the company/firm, certify that the points claimed, based on the B-BBE status level of contributor indicated in paragraphs 1.4 and 6.1 of the foregoing certificate, qualifies the company/ firm for the preference(s) shown and I / we acknowledge that:

- i) The information furnished is true and correct;
ii) The preference points claimed are in accordance with the General Conditions as indicated in paragraph 1 of this form;
iii) In the event of a contract being awarded as a result of points claimed as shown in paragraphs 1.4 and 6.1, the contractor may be required to furnish documentary proof to the satisfaction of the purchaser that the claims are correct;
iv) If the B-BBEE status level of contributor has been claimed or obtained on a fraudulent basis or any of the conditions of contract have not been fulfilled, the purchaser may, in addition to any other remedy it may have –

- (a) disqualify the person from the bidding process;
- (b) recover costs, losses or damages it has incurred or suffered as a result of that person's conduct;
- (c) cancel the contract and claim any damages which it has suffered as a result of having to make less favourable arrangements due to such cancellation;
- (d) recommend that the bidder or contractor, its shareholders and directors, or only the shareholders and directors who acted on a fraudulent basis, be restricted by the National Treasury from obtaining business from any organ of state for a period not exceeding 10 years, after the *audi alteram partem* (hear the other side) rule has been applied; and
- (e) forward the matter for criminal prosecution.

WITNESSES

- 1.
- 2.

.....
SIGNATURE(S) OF BIDDERS(S)

DATE:
ADDRESS
.....
.....

NAMA-KHOI MUNICIPALITY

BID/NC062/04/2025–2026

PROJECT NO.35181.11/2025/04

REFURBISHMENT OF TOLWEG SEWER PUMP STATION WORKS – CIVIL WORKS

SCHEDULE 19: MBD 8

DECLARATION OF BIDDER'S PAST SUPPLY CHAIN MANAGEMENT PRACTICES

1. This Municipal Bidding Document must form part of all bids invited.
2. It serves as a declaration to be used by municipalities and municipal entities in ensuring that when goods and services are being procured, all reasonable steps are taken to combat the abuse of the supply chain management system.
3. The bid of any bidder may be rejected if that bidder or any of its directors have:
 - a. abused the municipality's / municipal entity's supply chain management system or committed any improper conduct in relation to such system;
 - b. been convicted for fraud or corruption during the past five years;
 - c. wilfully neglected, reneged on or failed to comply with any government, municipal or other public sector contract during the past five years; or
 - d. been listed in the Register for Tender Defaulters in terms of section 29 of the Prevention and Combating of Corrupt Activities Act (No 12 of 2004).
4. **In order to give effect to the above, the following questionnaire must be completed and submitted with the bid.**

Item	Question	Yes	No
4.1	Is the bidder or any of its directors listed on the National Treasury's database as a company or person prohibited from doing business with the public sector? (Companies or persons who are listed on this database were informed in writing of this restriction by the National Treasury after the <i>audi alteram partem</i> rule was applied).	Yes <input type="checkbox"/>	No <input type="checkbox"/>
4.1.1	If so, furnish particulars:		
4.2	Is the bidder or any of its directors listed on the Register for Tender Defaulters in terms of section 29 of the Prevention and Combating of Corrupt Activities Act (No 12 of 2004)? (To access this Register enter the National Treasury's website, www.treasury.gov.za , click on the icon "Register for Tender Defaulters" or submit your written request for a hard copy of the Register to facsimile number (012) 3265445).	Yes <input type="checkbox"/>	No <input type="checkbox"/>
4.2.1	If so, furnish particulars:		
4.3	Was the bidder or any of its directors convicted by a court of law (including a court of law outside the Republic of South Africa) for fraud or corruption during the past five years?	Yes <input type="checkbox"/>	No <input type="checkbox"/>

Item	Question	Yes	No
4.3.1	If so, furnish particulars:		
4.4	Does the bidder or any of its directors owe any municipal rates and taxes or municipal charges to the municipality / municipal entity, or to any other municipality / municipal entity, that is in arrears for more than three months?	Yes <input type="checkbox"/>	No <input type="checkbox"/>
4.4.1	If so, furnish particulars:		
4.5	Was any contract between the bidder and the municipality/ municipal entity or any other organ of state terminated during the past five years because of failure to perform on or comply with the contract?	Yes <input type="checkbox"/>	No <input type="checkbox"/>
4.5.1	If so, furnish particulars:		

CERTIFICATION

I, THE UNDERSIGNED (NAME)
CERTIFY THAT THE INFORMATION FURNISHED ON THIS DECLARATION FORM IS CORRECT.

I ACCEPT THAT, IN ADDITION TO CANCELLATION OF A CONTRACT, ACTION MAY BE TAKEN AGAINST ME SHOULD THIS DECLARATION PROVE TO BE FALSE.

.....
 Signature

.....
 Date

.....
 Position

.....
 Name of Bidder

NAMA-KHOI MUNICIPALITY

BID/NC062/04/2025–2026

PROJECT NO.35181.11/2025/04

REFURBISHMENT OF TOLWEG SEWER PUMP STATION WORKS – CIVIL WORKS

SCHEDULE 20: MBD 9

CERTIFICATE OF INDEPENDENT BID DETERMINATION

1. This municipal Bidding Document (MBD) must form part of all bids¹ invited.
2. Section 4 (1)(b)(iii) of the Competition Act No. 89 of 1998, as amended, prohibits an agreement between, or concerned practice by, firms, or a decision by an association of firms, if it is between parties in a horizontal relationship and if it involves collusive bidding (or bid rigging).² Collusive bidding is a *pe se* prohibition meaning that it cannot be justified under any grounds.
3. Municipal Supply Regulation 38 (1) prescribes that a supply chain management policy must provide measures for the combating of abuse of the supply chain management system, and must enable the accounting officer, among others, to:
 - a. take all reasonable steps to prevent such abuse;
 - b. reject the bid of any bidder if that bidder or any of its directors has abused the supply chain management system of the municipality or municipal entity or has committed any improper conduct in relation to such system; and
 - c. cancel a contract awarded to a person if the person committed any corrupt or fraudulent act during the bidding process or the execution of the contract.
4. This MBD serves as a certificate of declaration that would be used by institutions to ensure that, when bids are considered, reasonable steps are taken to prevent any form of bid-rigging.
5. In order to give effect to the above, the attached Certificate of Bid Determination (MBD 9) must be completed and submitted with the bid:

¹Includes price quotations, advertised competitive bids and proposals.

²Bid rigging (or collusive bidding) occurs when business, that would otherwise be expected to be complete, secretly conspire to raise prices or lower the quality of goods and/or services for purchase who wish to acquire goods and/or services through a bidding process. Bid rigging is, therefore, an agreement between competitors not to compete.

CERTIFICATE OF INDEPENDENT BID DETERMINATION

I, the undersigned, in submitting the accompanying bid: _____

(Bid Number and Description)

in response to the invitation for the bid made by:

(Name of the Municipality/Municipal Entity)

do hereby make the following statements that I certify to be true and complete in every respect:

I certify, on behalf of: _____ that:
(Name of Bidder)

1. I have read and I understand the contents of this Certificate;
2. I understand that the accompanying bid will be disqualified if this Certificate is found not to be true and complete in every respect;
3. I am authorized by the bidder to sign this Certificate, and to submit the accompanying bid, on behalf of the bidder;
4. Each person whose signature appears on the accompanying bid has been authorized by the bidder to determine the terms of, and to sign, the bid, on behalf of the bidder;
5. For the purposes of this Certificate and the accompanying bid, I understand that the word "competitor" shall include any individual or organization, other than the bidder, whether or not affiliated with the bidder, who:
 - a. has been requested to submit a bid in response to this bid invitation;
 - b. could potentially submit a bid in response to this bid invitation, based on their qualifications, abilities or experience; and
 - c. provides the same goods and services as the bidder and/or is in the same line of business as the bidder
6. The bidder has arrived at the accompanying bid independently form, and without consultation, communication, agreement or arrangement with any competitor. However, communication between partners in a joint venture or consortium³ will not be construed as collusive bidding.
7. In particular, without limiting the generality of paragraphs 6 above, there has been no consultation, communication, agreement or arrangement with any competitor regarding:
 - a. prices;
 - b. geographical area where the product or service will be rendered (market allocation)
 - c. methods, factors or formulas used to calculate prices;
 - d. the intention or decision to submit or not to submit, a bid;
 - e. the submission of a bid which does not meet the specifications and conditions of the bid; or
 - f. bidding with the intention not to win the bid.
8. In addition, there have been no consultations, communications, agreements or arrangements with any competitor regarding the quality, quantity, specifications and conditions or delivery particulars of the products or services to which this bid invitation relates.
9. The terms of the accompanying bid have not been, and will not be, disclosed by the bidder, directly or indirectly, to any competitor, prior to the date and time of the official bid opening or of the awarding of the contract.

10. I am aware that, in addition and without prejudice to any other remedy provided to combat any restrictive practices related to bid and contracts, bids that are suspicious will be reported to the Competition Commission for investigation and possible imposition of administrative penalties to the National Prosecuting Authority (NPA) for criminal investigation and or may be restricted from conducting business with the public sector for a period not exceeding ten (10) years in term of the Prevention and Combating of Corrupt Activities Act No 12 of 2004 or any other applicable legislation.

.....
Signature

.....
Date

.....
Position

.....
Name of Bidder

³ Joint venture or Consortium means an association of persons for the purpose of combining their exercise, property, capital, efforts, skill and knowledge in an activity for the execution of the contract.

NAMA-KHOI MUNICIPALITY

BID/NC062/04/2025–2026

PROJECT NO.35181.11/2025/04

REFURBISHMENT OF TOLWEG SEWER PUMP STATION WORKS – CIVIL WORKS

SCHEDULE 21: SCM1

**AUTHORISATION FOR THE DEDUCTION OF OUTSTANDING AMOUNTS OWED TO
NAMA-KHOI MUNICIPALITY**

TO:	THE MUNICIPAL MANAGER, NAMA-KHOI MUNICIPALITY
FROM: (Name of bidder or consortium)
MUNICIPAL ACCOUNT NUMBER:

AUTHORISATION FOR THE DEDUCTION OF OUTSTANDING AMOUNTS OWED TO COUNCIL

Supply Chain Management Policy, Clause 21.d(ii)

The Municipal manager may reject the tender or quote of any juristic or natural person if that person or any of its directors/members has:

failed to pay municipal rates and taxes or municipal service charges and such rates, taxes and charges are in arrears for more than 30 days or without acceptable arrangements in terms of Debt Control and Collection Policy.

Debt Control and Credit Collection by-law, Provincial Gazette No. 756, Clause 5. (1)(2)

Enterprises which municipal accounts are in arrears are disqualified from bidding for municipal quotes, bids and contracts.

Enterprises which bid for municipal quotes and bids should provide a certificate, signed by the CFO, which certifies that the prospective bidders have no outstanding municipal accounts or should alternatively sign a authorisation for the deduction of outstanding amounts owed to the council.

I, THE UNDERSIGNED, _____,
(FULL NAME IN BLOCK LETTERS)

hereby authorise NAMA-KHOI LOCAL MUNICIPALITY to deduct the full amount outstanding by the business organization / Director / Partner, etc from any payment due to us / me.

.....
Signature

For office use:

THUS DONE AND SIGNED for and on behalf of the Bidder

at on theday of 20

NAMA-KHOI MUNICIPALITY

BID/NC062/04/2025–2026

PROJECT NO.35181.11/2025/04

REFURBISHMENT OF TOLWEG SEWER PUMP STATION WORKS – CIVIL WORKS

SCHEDULE 22: SCM2

DECLARATION ON STATE OF MUNICIPAL ACCOUNTS

The completion of this form is **COMPULSORY**. Failure to complete this form might result that this tender will not be considered.

A Any bid will be rejected if:
any municipal rates and taxes or municipal service charges owned by the bidder or any of the directors to the municipality, are in arrears without any current arrangements.

B Tenderer Information

i. Name of tenderer

ii. Registration number

iii. Municipality where business is situated

iv. Municipal account number for rates

v. Municipal account number for water and electricity

vi. Names of all directors, their ID numbers and municipal account numbers.

1.

2.

3.

4.

5.

6.

C **Documents to be attached.**

i. A copy of the latest municipal account mentioned in B(iv) & (v)

ii. A copy of the latest municipal accounts of all directors or members mentioned in B(iv)

iii. Proof of directors/ or members & ID Documents.

I/We declare that the abovementioned information is true and correct and that the following documents are attached to this form:

.....

.....

SIGNATURE

DATE

NAMA-KHOI MUNICIPALITY

BID/NC062/04/2025–2026

PROJECT NO.35181.11/2025/04

REFURBISHMENT OF TOLWEG SEWER PUMP STATION WORKS – CIVIL WORKS

SCHEDULE 23: CONTRACTOR'S CERTIFICATE OF REGISTRATION WITH CIDB

Attached hereto is my / our Contractor's Certificate of Registration with CIDB. My failure to submit the certificate with my / our tender document will lead to the conclusion that I am / we are not registered with the CIDB and therefore not eligible to tender.

NAMA-KHOI MUNICIPALITY

BID/NC062/04/2025–2026

PROJECT NO.35181.11/2025/04

REFURBISHMENT OF TOLWEG SEWER PUMP STATION WORKS – CIVIL WORKS

SCHEDULE 24: FORM OF INTENT TO PROVIDE A PERFORMANCE GUARENTEE

[The Tenderer must attach hereto a letter from the bank or institution. with whom he has made the necessary arrangements, to the effect that the said bank or institution will be prepared to provide the required performance guarantee when asked to do so].

**NAMA-KHOI MUNICIPALITY
BID/NC062/04/2025–2026**

REFURBISHMENT OF TOLWEG SEWER PUMP STATION WORKS – CIVIL WORKS

SCHEDULE 25: RESOURCE COMMITMENT SCHEDULE

Contracts and Construction Manager	Name:.....		Contact details:.....
Available (Yes/No)	Signature	Responsibility	Project Designation

Site Foreman	Name:.....		Contact details:.....
Available (yes/No)	Signature	Responsibility	Project Designation

Site Agent	Name:.....		Contact details:.....
Available (yes/No)	Signature	Responsibility	Project Designation

Health and Safety	Name:.....		Contact details:.....
Available (yes/No)	Signature	Responsibility	Project Designation

NAMA-KHOI MUNICIPALITY
BID/NC062/04/2025–2026
REFURBISHMENT OF TOLWEG SEWER PUMP STATION WORKS – CIVIL WORKS

SCHEDULE 26: FUNCTIONALITY SCORING SCHEDULE

1. Bidders that are valid and responsive in terms of bid conditions will be evaluated for functionality on the following criteria:

Evaluation Criteria & Sub Criteria		Available Points		Maximum Points to Score
1	Experience of Service Provider / Company in relation to the scope of work as per Schedule 4: Schedule of Work Experience on page 35-36 of this document in the last five (5) years			40
	Experience in the construction of water retaining concrete structures completed in the last Five (5) years			
1.1	Project that includes the construction of water retaining concrete structures with total concrete quantities of 50 cubic meters or more. Provide Four Project Reference letters OR Completion Certificates provided.	40		
1.2	Project that includes the construction of water retaining concrete structures with total concrete quantities of 50 cubic meters or more. Three Project Reference letters OR Completion Certificates provided.	30		
1.3	Project that includes the construction of water retaining concrete structures with total concrete quantities of 50 cubic meters or more. Two Project Reference letters OR Completion Certificates provided.	20		
1.4	Project that includes the construction of water retaining concrete structures with total concrete quantities of 50 cubic meters or more. One Project Reference letters OR Completion Certificates provided.	10		
1.5	None provided	0		
2	Experience of Key Personnel as per Schedule 10: Details of Site Agents and General Foreman's experience on page 43 of this document (Submit CV, Certificates and references)			25
2.1	Site Agent			
2.1.1	Site Agent: National Diploma/ or higher qualification in Civil Engineering	15	15	
2.2	General Foreman/Supervisor			
2.2.1	Between 5- and 10-years' Experience in Construction Supervision/ Management with Artisan Certificate (Concrete or Formwork)	10	10	
2.2.2	Between 2- and 5-years' Experience in Construction Supervision/ Management with Artisan Certificate (Concrete or Formwork)	5		
3	Bank Rating (Max 10 Points)			10
3.1	'D' bank rating	2		
3.2	'C' bank rating	5		
3.3	'B' bank rating	7		
3.4	'A' bank rating	10		
4	Plant & Equipment as per Schedule 5: Schedule of Construction Equipment on page 37-38 of this document (Max 25)			25
4.1	Excavator	15		
4.2	TLB	10		
4.3	Concrete poker/vibrator	5		
4.4	Concrete Mixer minimum 500 l capacity	5		

2. No bid will be regarded as a responsive and acceptable bid if it fails to achieve the minimum qualifying score for functionality of **70 out of a maximum of 100 points**.
3. Bidders must ensure that all the schedules and information is submitted with the bid to ensure optimal scoring for functionality. Additional information can be appended to the Schedules.
4. Bidders that have achieved the minimum score will be evaluated further in terms of the preference point system.
5. Schedule 4 on page 35-36 must be completed for previous works of similar nature completed by the tendered in the last five (5) years in order to qualify for points under the evaluation criteria 1.1, 1.2 and 1.3. Bidders must provide proof of completed projects by submitting a reference letter OR Completion Certificate from the client or representative of the client that the work was completed successfully. The reference letter must contain the project detail required to qualify for points scoring such as the concrete quantities and sizes of structures. Contact information of the client or representative should be provided.
6. Schedule 9 on page 42 must be completed for key personnel to be employed on the project in order to qualify for points under the evaluation criteria 2.1 and 2.2. Bidders must provide the CV's including qualifications and certificates of the personnel. Aside from submitting a general CV for each key personnel, tenderers must submit a statement for each of the key personnel which highlights particular fields of specialization and experience that is relevant to this particular project.
7. The bidder must submit a bank rating letter to qualify for points under evaluation criteria 3.1, 3.2, 3.3 and 3.4 in the above table.
8. The bidder must demonstrate that construction equipment will be available for the execution of the contract by completing Schedule 5 on page 37-38. In the case of hiring equipment, proof must be provided that the hiring company will make plant and equipment available to the tenderer should the contract be awarded to the tenderer.

SIGNED ON BEHALF OF TENDERER:

Part C1: Agreements and Contract Data

	Pages
C1.1 Form of Offer and Acceptance (Agreement).....	73 - 76
C1.2 Contract Data	77 - 86
C1.3 Form of Guarantee.....	87 - 89
C1.4 Occupational Health and Safety Agreement	90 - 91

NAMA-KHOI MUNICIPALITY

BID/NC062/04/2025–2026

PROJECT NO.35181.11/2025/04

REFURBISHMENT OF TOLWEG SEWER PUMP STATION – CIVIL WORKS

C1.1 Form of Offer and Acceptance (Agreement)

Offer

The employer, identified in the acceptance signature block, has solicited offers to enter into a contract for the procurement of:

PROJECT NO.35181.11/2025/04: REFURBISHMENT OF TOLWEG SEWER PUMP STATION – CIVIL WORKS

The tenderer, identified in the offer signature block, has examined the documents listed in the tender data and addenda thereto as listed in the returnable schedules, and by submitting this offer has accepted the conditions of tender.

By the representative of the tenderer, deemed to be duly authorized, signing this part of this form of offer and acceptance, the tenderer offers to perform all of the obligations and liabilities of the contractor under the contract including compliance with all its terms and conditions according to their true intent and meaning for an amount to be determined in accordance with the conditions of contract identified in the contract data.

THE OFFERED TOTAL OF THE PRICES INCLUSIVE OF VALUE ADDED TAX IS:

Rand.

..... (in words);

R (in figures)

This offer may be accepted by the employer by signing the acceptance part of this form of offer and acceptance and returning one copy of this document to the tenderer before the end of the period of validity stated in the tender data, whereupon the tenderer becomes the party named as the contractor in the conditions of contract identified in the contract data.

Signature(s)

Name(s)

Capacity

for the tenderer

(Name and
address of
organization/
tenderer

Name and
signature
of witness

Date

Acceptance *(TO BE COMPLETED AT ACCEPTANCE STAGE)*

By signing this part of this form of offer and acceptance, the employer identified below accepts the tenderer's offer. In consideration thereof, the employer shall pay the contractor the amount due in accordance with the conditions of contract identified in the contract data. Acceptance of the tenderer's offer shall form an agreement between the employer and the tenderer upon the terms and conditions contained in this agreement and in the contract, that is the subject of this agreement.

The terms of the contract are contained in:

Part C1: Agreements and contract data (which includes this agreement)
Part C2: Pricing data
Part C3: Scope of work
Part C4: Site information

and drawings and documents or parts thereof, which may be incorporated by reference into the above listed Parts.

Deviations from and amendments to the documents listed in the tender data and any addenda thereto as listed in the returnable schedules as well as any changes to the terms of the offer agreed by the tenderer and the employer during this process of offer and acceptance, are contained in the schedule of deviations attached to and forming part of this form of offer and acceptance. No amendments to or deviations from said documents are valid unless contained in this schedule.

The tenderer shall within two weeks after receiving a completed copy of this agreement, including the schedule of deviations (if any), contact the employer's agent (whose details are given in the contract data) to arrange the delivery of any securities, bonds, guarantees, proof of insurance and any other documentation to be provided in terms of the conditions of contract identified in the contract data. Failure to fulfill any of these obligations in accordance with those terms shall constitute a repudiation of this agreement.

Notwithstanding anything contained herein, this agreement comes into effect on the date when the tenderer receives one fully completed original copy of this document, including the schedule of deviations (if any). Unless the tenderer (now contractor) within five working days of the date of such receipt notifies the employer in writing of any reason why he cannot accept the contents of this agreement, this agreement shall constitute a binding contract between the parties.

Signature(s) _____

Name(s) _____

Capacity _____

**for the
Employer** NAMA-KHOI MUNICIPALITY
PO BOX 17
SPRINGBOK
8240

Name and
signature
of witness _____

Date _____

Schedule of Deviations

Notes:

1. The extent of deviations from the tender documents issued by the employer before the tender closing date is limited to those permitted in terms of the conditions of tender.
2. A tenderer's covering letter shall not be included in the final contract document. Should any matter in such letter, which constitutes a deviation as aforesaid, become the subject of agreements reached during the process of offer and acceptance, the outcome of such agreement shall be recorded here.
3. Any other matter arising from the process of offer and acceptance either as a confirmation, clarification or change to the tender documents and which it is agreed by the Parties becomes an obligation of the contract shall also be recorded here.
4. Any change or addition to the tender documents arising from the above agreements and recorded here, shall also be incorporated into the final draft of the Contract.

1	Subject
	Details
	
	
2	Subject
	Details
	
	
3	Subject
	Details
	
	
4	Subject
	Details
	
	

By the duly authorised representatives signing this agreement, the employer and the tenderer agree to and accept the foregoing schedule of deviations as the only deviations from and amendments to the documents listed in the tender data and addenda thereto as listed in the returnable schedules, as well as any confirmation, clarification or changes to the terms of the offer agreed by the tenderer and the employer during this process of offer and acceptance.

It is expressly agreed that no other matter whether in writing, oral communication or implied during the period between the issue of the tender documents and the receipt by the tenderer of a completed signed copy of this Agreement shall have any meaning or effect in the contract between the parties arising from this agreement.

For the Tenderer:

Signature(s) _____

Name(s) _____

Capacity _____

(Name and
address of
organization/
tenderer

Name and
signature
of witness
_____ Date _____

For the Employer:

Signature(s) _____

Name(s) _____

Capacity _____

(Name and
Address of
organization)
NAMA-KHOI MUNICIPALITY
PO BOX 17
SPRINGBOK
8240

Name and
signature
of witness
_____ Date _____

NAMA-KHOI MUNICIPALITY

BID/NC062/04/2025–2026

PROJECT NO.35181.11/2025/04

REFURBISHMENT OF TOLWEG SEWER PUMP STATION - CIVIL WORKS

C1.2: CONTRACT DATA

The following standardized General Conditions of Contract:

C1.2.1 GENERAL CONDITIONS OF CONTRACT FOR CONSTRUCTION WORKS

The General Conditions of Contract for Construction Works (**3rd Edition 2015**) prepared by the South African Institution of Civil Engineering (SAICE) shall apply to and form the General Conditions of Contract for this contract. Copies of these conditions of contract are obtainable from the South African Institution of Civil Employer's Agenting (SAICE), Private Bag X200, Halfway House 1685, Tel: (011) 805 5947, Fax: (011) 805 5971, e-mail: civilinfo@saice.org.za.

Copies of the General Conditions of Contract are available for inspection and scrutiny at the offices of the Employer's Agent.

The Pro-forma's bound with the General Conditions of Contract 2015, on pages 96 to 116 shall not apply to this Contract and shall be replaced with the documentation bound into this Contract Document.

The General Conditions of Contract 2015 make several references to the Contract Data for specific data, which together with these conditions collectively describe the risks, liabilities and obligations of the contracting parties and the procedures for the administration of the Contract. The Contract Data shall have precedence in the interpretation of any ambiguity or inconsistency between it and the general conditions of contract.

The General Conditions of Contract shall be read in conjunction with the variations, amendments and additions set out in the Contract Specific Data below. Each item of data given below is cross-referenced to the clause in the General Conditions of Contract to which it mainly applies.

The Contract Data and General Conditions of Contract shall have precedence over the Drawings, Scope of Work and Standardised Specifications in the interpretation of any ambiguity or inconsistency between these documents.

C1.2.2 CONTRACT SPECIFIC DATA

The following contract specific data, referring to the **General Conditions of Contract 2015 3rd Edition**, are applicable to this Contract:

Clause 1.1.1.13:

The Defects Liability Period is **12 months** and will commence upon the issue of a certificate of practical completion.

Clause 1.1.1.15:

"Employer" means the **NAMA-KHOI MUNICIPALITY**. The Chairman acting in his capacity as executive officer as well as any officer to whom any powers vested in the Board have been delegated.

Clause 1.1.1.16:

The **Engineer**, referred to in the documents, is the firm of **BVi Consulting Engineers Northern Cape (Pty) Ltd** acting through a director, an associate or an official authorized thereto in writing.

The name of the Engineer is: **BVi Consulting Engineers Northern Cape (Pty) Ltd** or their successors duly appointed by the Employer.

Clause 1.1.1.26:

The Pricing Strategy is a Re-measurement Contract.

Add the following clauses after Clause 1.1.1.35:

Clause 1.1.1.35 "Drawings" means all drawings, calculations and technical information forming part of the Contract Documents and any modifications thereof or additions thereto from time to time approved in writing by the Engineer or delivered to the Contractor by the Engineer.

Add the following clauses after Clause 1.1.1.36:

Clause 1.1.1.36 "Letter of Notification" means the letters of formal notification, signed by the Employer, of the decision of the Supply Chain Management Bid Adjudication Committee sent to all tenderers. The notification of the decision does not form part of the Employer's Acceptance of the successful tenderer's Offer and no rights shall accrue.

Clause 1.2.1.2:

The address of the Employer is: NAMA-KHOI MUNICIPALITY
PO BOX 17
SPRINGBOK
8240
Tel.: 027 718 8100
Fax: 027 718 2661

Email Address: Johannes.adams@namakhoi.gov.za

The address of the Engineer is: 17 A Keeromstreet
SPRINGBOK
8420
Tel: (027) 712 9990
Fax: (027) 712 9991

Email Address: winstonc@bvinam.co.za

Clause 3.2.3:

The Engineer shall obtain the specific approval of the Employer before executing any of his functions or duties according to the following Clauses of the General Conditions of Contract:

1. Clause 3.2.1 Nomination of Engineer's Representative
2. Clause 3.2.4 Engineer's authority to delegate
3. Clause 5.8.1 Non-working times
4. Clause 5.11.1 Suspension of the Works
5. Clause 5.12.4 Acceleration instead of extension of time

Clause 4 : CONTRACTORS GENERAL OBLIGATION

Add the following before subclause 4.1.1:

"Contract Agreement"

The Contractor and the Employer shall enter into a Contract Agreement within 21 days after the Contractor receives the written notice of C1.1.2 Acceptance, unless they agree otherwise. The Contract Agreement shall be based upon the C1.1.4 Contract Agreement form included in the tender document. The costs of duties and similar charges (if any) imposed by law in connection with entry into the Contract Agreement shall be borne by the Employer."

Notwithstanding the above, the Contractor will not be permitted in terms of the conditions of contract identified in the Contract Data to enter into a Contract Agreement before:

- (1) C1.1.3 Schedule of Deviations has been negotiated, agreed and signed off by the Contractor and the Employer;
- (2) C1.3 Form of Guarantee has been completed by the Contractor and approved by the Employer;
- (3) An original valid Tax Clearance Certificate (valid on date of signing the Agreement) has been submitted and approved;
- (4) Insurances (as specified) with proof of validity have been provided by the Contractor and approved by the Employer;
- (5) C1.4 Occupational Health and Safety Agreement has been completed and signed by both parties;
- (6) Proof of payment in terms of Compensation for Occupational Injuries and Diseases Act, 1993 has been provided by the Contractor and approved by the Employer.

Clause 4.3:

Add the following clause after Clause 4.3.2.:

- 4.3.3 The Employer and the Contractor shall enter into an agreement to complete the work required for the construction of the works in terms of the provisions of Section 37(2) of the Occupational Health and Safety Act (Act 85 of 1993) and the Construction Regulations promulgated thereunder.

An agreement is included in the Contract Document (C1.4 of Contract Data) and shall be completed and submitted to the Employer together with a letter of good standing from the Compensation Commissioner (if not insured with a Licenced Compensation Insurer) within fourteen (14) days after the Commencement Date. The Contractor shall ensure that any letter of good standing shall be timeously renewed in order that it remains in full force for the duration of the Contract.

- 4.3.4 The Contractor shall provide proof to the Employer, within 14 days from the date of delivery of the Acceptance, that he has paid all contributions required in terms of the Compensation for Occupational Injuries and Diseases Act, No. 130 of 1993."

Clause 4.4.3

Add the following new sub clause:

- 4.4.3.1 "The procedure for Selected Subcontractors shall be:

All specialist merchants, tradesmen and others executing any work or supplying any goods for which provisional or prime cost sums are provided in the Bill / Schedule of Quantities and who are selected for this purpose by the Contractor as specified hereafter, shall in the execution of such work be subcontractors of the Contractor and are herein referred to as "Selected Subcontractors".

Unless another procedure is specified, Selected Subcontractors are chosen and appointed as follows. The Employer and the Contractor shall compile a list of firms or persons acceptable to both and who will

be invited to submit tenders for certain work or goods to be supplied by Selected Subcontractors. Before the closing date of such tenders the Contractor shall furnish the Employer with a sealed list in which is indicated the price increase required by the Contractor regarding the handling and appointment of every tenderer as Selected Subcontractor. No price increase requested by the Contractor in such list may be higher than the percentage or amount the Contractor has tendered in the main Contract against the provisional or prime cost item concerned. The list is then opened with the tenders and on the basis thereof the Employer shall indicate which tender he wishes to accept. The Contractor shall accept the tenderer and appoint him as Selected Subcontractor.

The Contractor shall incorporate in the subcontract provisions that:

- a) In respect of the work or the goods that are the subject of the subcontract the Selected Subcontractor undertakes to the Contractor mutatis mutandis the obligations and liabilities as are imposed upon the Contractor to the Employer in terms of the Contract, and holds the Contractor harmless from and indemnifies him against the same and in respect of all claims demands, lawsuits, damages, costs, charges and expenses whatsoever arising out of or in connection therewith, or arising out of or in connection with any failure to perform such obligations or to fulfil such liabilities, and,
- (b) The Selected Subcontractor holds the Contractor harmless and indemnifies him against:
 - (i) Shortcomings in the subcontract works if and where the works were designed by the Selected Subcontractor;
 - (ii) defects in the goods if and where the goods were manufactured and/or supplied by the Selected Subcontractor;
 - (iii) any negligence by the Selected Subcontractor, his agents, workmen and servants;
 - (iv) any misuse by the Selected Subcontractor of any Constructional Plant, Temporary Works or materials provided by the Contractor for the purposes of the Contract;
 - (v) any claims as aforesaid.

Clause 4.10.1

Add the following:

The Contractor shall make use of local labour as far as possible where manual labour is required and remuneration must be paid according to the minimum wages for the region.

Clause 4.10.3

Add the following clause after Clause 4.10.2:

The Contractor must provide adequate accommodation, offices and latrine facilities for his labour and employees and the Contractor shall bear all relevant associated costs for the duration of the contract. For the duration of the contract all latrines must comply to the relevant regulatory of local-, provincial and/or central government requirements and must be placed in such a manner that it will meet the Employer's Agents approval. If at any time during the contract the Contractor fails to meet these requirements, the Employer's Agent shall have the right to put in place all measures to rectify and/or provide adequate sanitary conditions, with all costs incurred hereto to be recovered from the Contractor.

Clause 4.12.4:

Add the following clause after Clause 4.12.3:

It is not the responsibility of the Employer's Agent or his delegated authority on site to act as Foreman or Surveyor of the works. The Contractor must employ qualified, experienced, trained and skilled representatives on site including Foreman, Surveyors, Laboratory Assistants and/or any other type of key personnel required with the necessary equipment and instrumentation to their disposal in order to ensure that adequate management, control, and/or execution of the works is obtained during the duration of the contact.

Clause 5.3.1:

The documentation required before commencement with Works execution is:

- (1) Health and Safety Plan (Refer to Clause 4.3)
- (2) Construction programme (Refer to Clause 5.6)
- (3) Security (Refer to Clause 6.2)

- (4) Insurance (Refer to Clause 8.6)
- (5) Occupational Health and Safety Agreement (C1.4 of the Contract Document)
- (6) Letter of Good Standing from the Compensation Commissioner (if not insured with a Licensed Compensation Insurer)
- (7) Construction Guarantee to execute the works.

Clause 5.3.2:

The time to submit the documentation required before commencement with Works execution is 14 days.

Add the following clause after Clause 5.3.3:

5.3.4: The Contractor shall commence executing the works within 28 days from the Commencement Date.

The Commencement Date will be the day when all of the following takes place:

- Site Handover to the Contractor
- The Completion of the Form of Offer and Acceptance

The above will take place within 7 days of the issue of the Letter of Acceptance.

Clause 5.4.2:

Access to and possession of the site shall not be exclusive to the Contractor insofar as the provisions of Clause 4.8 apply, and where on-going use by the general public is required.

Add the following clause after Clause 5.4.3:

5.4.4 "The Contractor shall bear all costs and charges for special and temporary rights of way required by him in connection with access to the Site. The Contractor shall also provide at his own cost any additional facilities outside the Site required by him for the purposes of the Works."

Clause 5.6.1:

The Contractor shall deliver a detailed programme of work to the Engineer within 14 days from the Commencement Date. The Contractor must indicate and make provision in his program for the accommodation of the works that will be carried out by the Sub-Contractors. The Employer or the Employer's agent will not be liable in any way for deviations from the program, or as a result of target dates not met on the critical path by the Contractor or the Sub-Contractors and it remains the full responsibility of the Contractor to manage the works according to his program.

Clause 5.8.1:

Non-working days are Sundays.

Special non-working days are all gazetted public holidays falling outside the year end break.

Add the following clause after 5.8.2:

5.8.3 The year end break commences on 16 December and ends on the second Sunday in January the next year.

Clause 5.9:

Add the following:

5.9.8: "Three paper prints of each Drawing will be furnished free of charge to the Contractor. Additional prints of the same Drawings will be for the Contractors account".

5.9.9: "Only dimensions shown on the Drawings may be used for the construction of the Works and no dimension may be scaled without the written instruction of the Engineer. All dimensions shown on the drawings must be checked by the Contractor on Site before any part of the Works is commenced with".

Clause 5.12.2.2:

No extension of time will be granted in respect of any delays attributed to normal climatic conditions. Normal Climatic Conditions shall be deemed to include normal rainfall and associated wet conditions and materials, strong winds and extremes of temperature. However in the event that delays to critical activities exceed the number of working days listed below for each month, then abnormal conditions shall be deemed to exist, and an extension of time shall be granted in accordance with the provisions of Clause 5.12.

The number of **working days** quoted below shall be regarded as a fair estimate of the delays to be anticipated and allowed for under normal climatic conditions where inclement weather prevents or disrupts critical work.

January	0 days
February	1 day
March	1 day
April	1 day
May	2 days
June	3 days
July	2 days
August	1 day
September	0 days
October	0 days
November	0 days
December	0 days

Clause 5.13.1:

The penalty for failing to complete the Works is **R4 500 per calendar day**.

Clause 5.16.3

The latent defect period is **10 years**.

Clause 6.2.1:

The security to be provided by the Contractor shall be a **performance guarantee of 10% of the Contract Sum** and must be delivered to the Engineer within **14 days** after receipt of the Commencement Date. The performance guarantee shall contain the wording of the document included in **C1.3 Form of Guarantee**.

Clause 6.2.3:

Delete Clause 6.2.3 in its entirety and replace with the following:

The Contractor shall ensure that the performance guarantee remains valid and enforceable until the Certificate of Completion of the Works is issued.

Clause 6.3:

Add the following after Clause 6.3.3:

6.3.4.1: If the scope of the work increased or decreased by a percentage in excess of 25% the tendered amounts in Section 1200AH items 1.2 will be adjusted pro-rata. No changes to the above items will be considered in case of an increase or decrease of less than 25% variation in the contract amount.

6.4.3.2: All rates will be fixed as tendered irrespective of the percentage variation.

Subclause 6.6.1: Provisional sums

In the second line of subclause 6.6.1.2, after the words "sum or sums" insert the words ", excluding VAT,".

In the first line of subclause 6.6.1.2.1, after the words "sum or sums" insert the words ", excluding VAT,".

In the fourth line of subclause 6.6.1.2.2, after the word "amount" insert the words ", excluding VAT,".

Subclause 6.6.2: Prime cost sums

In the fourth line of subclause 6.6.2, after the word "price" insert the words ", excluding VAT,".

Clause 6.8.2:

The value of the certificates issued shall be adjusted in accordance with the Contract Price Adjustment Schedule with the following values:

x = N/A
a = N/A
b = N/A
c = N/A
d = N/A

The Consumer Price Index "L" to be used shall be the index for the Northern Cape's "other urban areas" as published in the Statistical News Release, P0141.1, Table 21.

The base month for the purposes of calculating Contract Price Adjustment (CPA) shall be **NOT APPLICABLE**.

NOTE: The contract price adjustment factor **SHALL BE NOT APPLICABLE**.

Clause 6.8.3:

Price adjustments for variations in the costs of special materials are not allowed.

Clause 6.8.4:

Add the following to Clause 6.8.4:

Notwithstanding the above, in the event that a public holiday is proclaimed after 28 days before the closing date for tenders, no costs other than those that can be claimed under Clause 5.12.3 shall be added to the contract price.

Clause 6.10.1.5:

The percentage advance on materials not yet built into the Permanent Works is **80%**, upon proof of ownership.

Subclause 6.10.2:

Add the following:

"Payment to the Contractor for any materials on site shall only be authorized after proof of ownership by the Contractor has been lodged with the Engineer in the form of receipted invoices or other acceptable documents."

Clause 6.10.3:

Add the following to Clause 6.10.3:

Notwithstanding the provision of a performance guarantee in terms of Clause 6.2.1, interim payments to the Contractors shall be subject to retention by the Employer of an amount of **10%** of the said amounts due to the Contractor, with no limit. The limit of retention money for the defects Liability Period shall be 5% of the Contract Price, including payment for contingencies and Contract Price Adjustment. A guarantee in lieu of retention is not permitted.

The limit of retention money is 10% of the Contract Price, including allowances for contingencies and Contract Price Adjustment.

The limit of retention money for the Defects Liability Period shall be 5% of the Contract Price.

Clause 6.10.4:

Add the following to clause 6.10.4:

Notwithstanding the above, the Engineer shall be empowered to withhold the delivery of the payment certificate until the Contractor has complied with his obligations to report in terms of Clause 4.10.2 and as described in the Scope of Work.

Clause 6.10.5.1:

In the sixth line, delete the words "... Of the second half ..."

Clause 6.10.10: Tax Invoices

Section 20(1) of the Value Added Tax Act of 1991 (Act 89 of 1991) requires that a supplier (person supplying goods or services) who is registered as a VAT vendor issue to the recipient a tax invoice within 21 days of the date of a supply whether requested or not.

The Contractor shall provide a tax invoice (VAT invoice) which shall be included with each payment certificate delivered to the Employer by the Engineer in terms of Clauses 49.1 and 49.10. Failure by the Contractor to provide a tax invoice (VAT invoice) timeously may delay payment by the Employer and no interest shall accrue.

Clause 6.11:

Amend the percentage from 15 percent to 25 percent in the title and in the Clause.

Clause 8.3.1.6

Clause deleted in its entirety.

Clause 8.3.1.7

Clause deleted in its entirety.

Clause 8.6.1:**Clause 8.6.1.1.2:**

The value of Plant and materials supplied by the Employer to be included in the insurance sum is **R 0.00 (Nil)**.

Clause 8.6.1.1.3:

The amount to cover professional fees for repairing damage and loss to be included in the insurance sum is R 450 000.00.

The limit of indemnity for liability insurance is **R 5 000 000.00 for any single claim** – the number of claims to be unlimited during the construction and defects liability periods.

Clause 8.6.1.5:

In addition to the insurances required in terms of General Conditions of Contract Clauses 8.6.1.1 to 8.6.1.4 the following insurance is also required:

- (a) Insurance of Construction Equipment (including tools, offices and other temporary structures and contents) and other things (except those intended for incorporation into the Works) brought onto the site for a sum sufficient to provide for their replacement.
- (b) Insurance in terms of the provisions of the Compensation for Occupational injuries and Diseases Act No. 130 of 1993.
- (c) Motor Vehicle Liability Insurance comprising (as a minimum) "Balance of Third Party" Risks including Passenger Liability Indemnity.
- (d) Where the contract involves manufacturing and/or fabrication of the works or part thereof at premises other than the Site, the Contractor shall satisfy the Employer that all materials and equipment for incorporation in the works are adequately insured during manufacture and/or fabrication. In the event of the Employer having an insurable interest in such works during manufacture or fabrication then such interest shall be noted by endorsement to the Contractor's Policies of Insurance.

Clause 9.2.1:

Add the following to Clauses after Clause 9.2.1.3.7:

- 9.2.1.3.8 The Contractor committed a corrupt or fraudulent act during the procurement process or the execution of the contract.

- 9.2.1.3.9 An official or other role player committed any corrupt or fraudulent act during the procurement process or in the execution of the contract that benefited the Contractor.
- 9.2.1.3.10 "The Contractor fails to provide the required Guarantee and insurances within the prescribed time."

Clause 10.5.:

Dispute resolution shall be by Adjudication, Arbitration and Litigation.

Clause 10.8.1:

Clause deleted in its entirety.

Add the following after Clause 10:

Clause 11: Contractor to provide everything necessary

The Contractor is to provide all labour, material, workmanship, machinery, and everything which is or may be necessary in and for the execution and entire completion of the Contract in accordance with the Conditions of Contract, Drawings and Scope of Work.

Clause 12: Details to be confidential

The Contractor shall treat the details of the Works comprised in this Contract as private and confidential (save in so far as may be necessary for the purposes hereof) and shall not publish or disclose the same or any particulars thereof in any trade or technical paper elsewhere without the prior written consent of the Engineer.

C1.2.3 CONTRACT ADDITIONAL DATA (Additional Conditions of Contract)

C1.2.3.1 Contract Participation goals

The following contract additional data, referring to the **Clients Procurement Policies** are applicable to this Contract and it is a requirement of this contract that the Main Contractor (be a Joint Venture agreement or a consortium or a single organization) must comply with the following minimum contract participation goals:

C1.2.3.1.1 Employment of Temporary Labour Force

Employ ALL unskilled and semi-skilled temporary workforce required for the contract from the **communities of Springbok, Carolusberg and Fonteintjie**

C1.2.3.1.2 Termination of Contract

If the contract is terminated by the employer on the basis of non-performance by the contractor or in the case that the contractor cannot fulfil his duties in the contract, the employer will ensure that the contractor is put on the list of suppliers who is blacklisted to do business with the government of the Republic of South Africa.

C1.2.4 SUMMARY OF CONTRACT SPECIFIC DATA

Reference to	Clause	Information
Contractor	1.1.1.9	
Employer	1.1.1.15	Nama Khoi Municipality
	1.2.1.2	NAMA-KHOI MUNICIPALITY PO BOX 17 SPRINGBOK 8240 Tel.: 027 718 8100 Fax: 027 718 2661
Engineer	1.1.1.16	BVi Consulting Engineers 17 A Keeromstr SPRINGBOK,8420 Tel. No: 027 712 9990 Fax No: 027 712 9990
Contract Guarantee	6.2.1	Within 14 days of the Commencement Date
Guarantee Sum	6.2.1	10% of the total tender award sum
Commencement of Works	5.3.2	Within 14 days of Commencement Date
Programme of Works	5.6.1	Within 14 days of Commencement Date
Insurances	8.6.1.1.2	R0-00
	8.6.1.1.3	R 450 000-00
Limit of indemnity	8.6.1.1.3	R 5 000 000-00 per claim, claims unlimited during construction and defects liability periods
Other Insurances	8.6.1.5	To be included in Contractors All-Risk Insurance
Daywork percentages	6.5.1	Refer to Schedule 14 of Part T2 Returnable Documents
Special non-working days	5.8.1	Sundays and all public holidays as well as year-end breaks.
Penalty for Delay	5.13	The penalty for failing to complete the Works within the Tendered Contract Period is R 4 500-00 per calendar day .
Contract Price Adjustment a = N/A b = N/A c = N/A d = N/A	6.8.2	The following values for the different factors are to be used: x = N/A a = Labour b = Contractor's Equipment c = Material d = Fuel CPA – NOT APPLICABLE
Special Materials	6.8.3	are NOT allowed
Minimum amount of interim payment certificate	6.10.1	Cashflow must correlate with specified Contract Period
Materials on Site	6.10.1.5	80%
Retention Money	6.10.3	The percentage retention on the amounts due to the contractor is 10% of Contract Price, with no limit
Defects Liability Period	1.1.1.13	12 Months from the issuing of Certificate of Completion
Dispute Resolution	10.5, 10.7 & 10.8	Adjudication, Arbitration and Court Proceedings will be acceptable dispute resolution mechanisms, provided that Adjudication or in the absence thereof Arbitration as alternative dispute resolution mechanism must first be exhausted before Court Proceedings can be pursued. Each party shall bear their own costs for the purposes of either Adjudication or Arbitration proceedings and all fees and disbursement due to the Adjudicator/s or Arbitrator/s shall be shared equally by the parties.
Temporary Workforce Employment	C1.2.3.1.1	To be employed from the community of Springbok, Carolusberg and Fonteintjie

SIGNED ON BEHALF OF TENDERER:

.....

NAMA-KHOI MUNICIPALITY

BID/NC062/04/2025–2026

PROJECT NO.35181.11/2025/04

REFURBISHMENT OF TOLWEG SEWER PUMP STATION - CIVIL WORKS

C1.3 Form of Guarantee

Contract No

WHEREAS **NAMA-KHOI MUNICIPALITY**
(hereinafter referred to as the Employer") entered into, a Contract with:
.....
(hereinafter called "the Contractor") on the day of 20.....,
for
.....
at (*indicate site location*).

AND WHEREAS it is provided by such Contract that the Contractor shall provide the Employer with security by way of a guarantee for the due and faithful fulfilment of such Contract by the Contractor;

AND WHEREAS has/have at the request of the Contractor, agreed to give such guarantee;

NOW THEREFORE WE do hereby guarantee and bind ourselves jointly and severally as Guarantor and Co-principal Debtors to the Employer under renunciation of the benefits of division and excussion for the due and faithful performance by the Contractor of all the terms and conditions of the said Contract, subject to the following conditions:

1. The Employer shall, without reference and/or notice to us, have complete liberty of action to act in any manner authorized and/or contemplated by the terms of the said Contract, and/or to agree to any modifications, variations, alterations, directions or extensions of the completion date of the works under the said Contract, and that its rights under this guarantee shall in no way be prejudiced nor our liability hereunder be affected by reason of any steps which the Employer may take under such Contract, or of any modification, variation, alterations of the completion date which the Employer may make, give, concede or agree to under the said Contract.
2. This guarantee shall be limited to the payment of a sum of money.
3. The Employer shall be entitled, without reference to us, to release any guarantee held by it, and to give time to or compound or make any other arrangement with the Contractor.
4. This guarantee shall remain in full force and effect until the issue of the Certificate of Completion in terms of the Contract, unless we are advised in writing by the Employer before the issue of the said Certificate of his intention to institute claims, and the particulars thereof, in which event this guarantee shall remain in full force and effect until all such claims have been paid or liquidated.
5. Our total liability hereunder shall not exceed the Guaranteed Sum of Rand.
..... (in words); R (in figures).
6. The Guarantor reserves the right to withdraw from this guarantee by depositing the Guaranteed Sum with the beneficiary, whereupon our liability hereunder shall cease.

7. We hereby choose our address for the serving of all notices for all purposes arising here from as

.....
.....
.....
.....

IN WITNESS WHEREOF this guarantee has been executed by us at
on this day of 20

Signature

Duly authorized to sign on behalf of


Address
.....
.....

As witnesses:

1

2

Guarantor's seal or stamp



ANNEXURE

LIST OF APPROVED FINANCIAL INSTITUTIONS

The following financial institutions are approved for issue of contract guarantees:

National Banks:

ABSA Bank Ltd.
Development Bank of Southern Africa
FirstRand Bank Ltd.
Gensec Bank Ltd.
Imperial Bank Ltd.
Infrastructure Finance Corporation
Investec Bank Ltd.
Land & Agricultural Bank of SA
Mercantile Bank Ltd.
Nedbank Ltd.
Standard Bank of SA Ltd.
SA Bank of Athens

International Banks (with branches in SA):

ABN AMRO Bank n.v.
Barclays Bank plc.
Citibank n.a.
Commerzbank Aktiengesellschaft
Credit Agricole-Indosuez
Deutsche Bank AG
JP Morgan Chase Bank
Societe Generale
Standard Chartered Bank

Insurance companies:

ABSA Insurance
AIG South Africa
Auto & General
Coface s.a.
Compass Insurance Co.
Constantia Insurance Co.
Credit Guarantee Insurance Co.
Emerald Insurance Co.
Federated Employers Mutual Assurance Co.
Guardrisk Insurance Co.
Home Loan Guarantee Co.
Lion of Africa Insurance Co.
Lombard Insurance
MUA Insurance
Mutual & Federal Insurance Co.
New National Assurance Co.
Regent Insurance Co.
Zurich Insurance Co.

NAMA-KHOI MUNICIPALITY

BID/NC062/04/2025–2026

PROJECT NO.35181.11/2025/04

REFURBISHMENT OF TOLWEG SEWER PUMP STATION WORKS

C1.4 Occupational Health and Safety Agreement

AGREEMENT MADE AND ENTERED INTO BETWEEN NAMA-KHOI MUNICIPALITY (HEREINAFTER CALLED THE “EMPLOYER”) AND

.....
(Contractor/Mandatory/Company/CC Name)

IN TERMS OF SECTION 37(2) OF THE OCCUPATIONAL HEALTH AND SAFETY ACT, ACT No. 85 OF 1993 AS AMENDED.

I,, representing
....., as an employer in
its own right, do hereby undertake to ensure, as far as is reasonably practicable, that all work will be performed,
and all equipment, machinery or plant used in such a manner as to comply with the provisions of the Occupational
Health and Safety Act (OHSA) and the Regulations promulgated thereunder.

I furthermore confirm that I am/we are registered with the Compensation Commissioner and that all registration
and assessment monies due to the Compensation Commissioner have been fully paid or that I/We are insured
with an approved licensed compensation insurer.

COID ACT Registration Number:

OR Compensation Insurer: Policy No.:

I undertake to appoint, where required, suitable competent persons, in writing, in terms of the requirements of
OHSA and the Regulations and to charge him/them with the duty of ensuring that the provisions of OHSA and
Regulations as well as the Council's Special Conditions of Contract, Way Leave, Lock-Out and Work Permit
Procedures are adhered to as far as reasonably practicable.

I further undertake to ensure that any subcontractors employed by me will enter into an occupational health and
safety agreement separately, and that such subcontractors comply with the conditions set.

I hereby declare that I have read and understand the appended Occupational Health and Safety Conditions and
undertake to comply therewith at all times.

I hereby also undertake to comply with the Occupational Health and Safety Specification and Plan.

Signed aton the.....day of.....20....

Witness

Mandatory

Signed at on the.....day of.....20

Witness

**for and on behalf of
NAMA-KHOI MUNICIPALITY**

OCCUPATIONAL HEALTH AND SAFETY CONDITIONS

1. The Chief Executive Officer of the Contractor shall assume the responsibility in terms of Section 16(1) of the Occupational Health and Safety Act (as amended). Should the Contractor assign any duty in terms of Section 16(2), a copy of such assignment shall immediately be provided to the representative of the Employer as defined in the Contract.
2. All work performed on the Employer's premises shall be performed under the supervision of the construction supervisor who understand the hazards associated with any work that the Contractor performs on the site in terms of Construction Regulations 2003.
3. The Contractor shall appoint a Competent Person who shall be trained on any occupational health and safety aspect pertaining to them or to the work that is to be performed.
4. The Contractor shall ensure that he familiarises himself with the requirements of the Occupational Health and Safety Act and that he, his employees, and any sub-contractors, comply with them.
5. Discipline in the interests of occupational health and safety shall be strictly enforced.
6. Personal protective equipment shall be issued by the Contractor as required and shall be worn at all times where necessary.
7. Written safe work procedures and appropriate precautionary measures shall be available and enforced, and all employees shall be made conversant with the contents of these practices.
8. No substandard equipment/machinery/articles or substances shall be used on the site.
9. All incidents referred to in terms of Section 24 of the Occupational Health and Safety Act shall be reported by the Contractor to the Department of Labour and the Employer.
10. The Employer hereby obtains an interest in the issue of any formal inquiry conducted in terms of Section 32 of the Occupational Health and Safety Act and into any incident involving a Contractor and/or his employees and/or his sub-contractor/s.
11. No use shall be made of any of the Employer's machinery/plant/equipment/substance/personal protective equipment or any other article without prior arrangement and written approval.
12. No alcohol or any other intoxicating substance shall be allowed on the site. Any person suspected of being under the influence of alcohol or any other intoxicating substance shall not be permitted access to, or allowed to remain on the site.
13. Prior to commencement of any work, verified copies of all documents mentioned in the agreement, must be presented to the Employer.

Part C2: Pricing Data

	Pages
C2.1 Pricing Assumptions	93 - 94
C2.2 Bills of Quantities	95 –132
C2.3 Declaration	133

NAMA-KHOI MUNICIPALITY

BID/NC062/04/2025–2026

PROJECT NO.35181.11/2025/04

REFURBISHMENT OF TOLWEG SEWER PUMP STATION - CIVIL WORKS

C2.1 Pricing Assumptions

Pricing Assumptions mean the criteria as set out below, read together with all Parts of this contract document, which it will be assumed in the contract, that the tenderer has taken into account when developing his prices.

1. This Bill of Quantities has to be read together with the Articles of the Agreement, the Conditions of Contract and Special Conditions of Contract, the Form of Tender, the General Specification, the Project Specification and the Drawings.
2. The method of measurement published by the South African Bureau of Standards in clause 8 of the Standardised Specifications for Civil Engineering Construction is applicable, subject to the variations and amendments contained in the section "Applicable SANS 1200 standardised specifications".
3. General instruction and description of the Work or materials given in the Specification will not be repeated in the Bill of Quantities. It will only be referred to. Doorbell of reference between brackets, to particular Clause in the Conditions of Contract(C-22) or, Special Conditions of Contract(SC-11), General Specification(19.1.3), Project Specification(PS 11) or to a Drawing.
4. The clauses in a specification in which further information regarding the schedule item appears under "Reference clause" in the Schedule. The reference clauses indicated are not necessarily the only sources of information in respect of scheduled items. Further information and specifications may be found elsewhere in the contract documents. Standardised Specifications are identified by the letter or letters which follow SANS in the SANS 1200 series of specifications, eg. G for SANS 1200 G.
5. The quantities set out in the Bills of Quantities are the estimated quantities of the Contract Works, but the Contractor will be required to undertake whatever quantities may be directed by the Engineer from time to time. The Contract Price for the completed contract shall be computed from the actual quantities of work done, valued at the relevant unit rates and prices.
6. The prices and unit prices given in the Bill of Quantities, are all-embracing prices and it should cover the values of the different items completely and has to include all costs and expenses which may occur and for the building of the Work as described and costs and expenses that are required as well as all general liabilities, obligations and risks which forms a part of this contract. The prices should be given separate in the item(s) if special accountability, responsibilities and risks as in the above occurs.
7. A price or unit price has to be filled in against every item in the Bill of Quantities even if the amount isn't shown. Items where no price or unit price has been filled in, will be regarded as covered by the other prices and unit prices in the Bill of Quantities. VAT must not be included in the tariffs.
8. Unit rates would be regarded as correct if any difference occurs between unit prices and the total and the total will be corrected according to. The unit prices will be calculated arithmetically in case of omissions.
9. Payments will only be made for items occurring in the Bill of Quantities and if the Contractor thinks that provision hasn't been made for some items, the item should be allowed under another item.
10. Except where rates only are required, insert all amounts to be included in the total tendered price in the "Amount" column and show the corresponding total tendered price.

11. The units of measurement described in the Bills of Quantities are metric units. Abbreviations which may be used in these Bills of Quantities are as follows:

mm	=	millimetre	h	=	hour
m	=	metre	kg	=	kilogram
km	=	kilometre	t	=	ton (1000 kg)
m2	=	square metre	No.	=	number
m2.pass	=	square metre-pass	sum	=	lump sum
ha	=	hectare	MN	=	meganewton
m3	=	cubic metre	MN.m	=	meganewton-metre
m3.km	=	cubic metre-kilometre	P C sum	=	Prime Cost sum
l	=	litre	Prov sum	=	Provisional sum
kl	=	kilolitre	kW	=	kilowatt
MI	=	megalitre	%	=	per cent
MPa	=	megapascal			

The Employer has the right whereas any measurements and/or payments were made before the final Payment Certificate to inspect it and if it is incorrect to correct it. The Employers has the right to remove and correct any work not complying with the specification before the submission of the last Payment Certificate.

NAMA-KHOI MUNICIPALITY

BID/NC062/04/2025–2026

PROJECT NO.35181.11/2025/04

REFURBISHMENT OF TOLWEG SEWER PUMP STATION - CIVIL WORKS

C2.2 Bills of Quantities

CONTENTS	PAGES
SUMMARY	96
SECTION 1: PRELIMINARY AND GENERAL	97 – 99
SECTION 2: SEWER PUMP STATION	100 – 105
SECTION 3: OPERATOR BUILDING	106 – 112
SECTION 4: POWER DISTRIBUTION	113 – 120
SECTION 5: ELECTRICAL BUILDING SERVICES	121 – 129
SECTION 6: RELOCATION OF GENERATOR	130
SECTION 7: FENCING	131 – 132
DECLARATION	133

NAMA-KHOI MUNICIPALITY

BID/NC062/04/2025–2026

PROJECT NO.35181.11/2025/04

REFURBISHMENT OF TOLWEG SEWER PUMP STATION - CIVIL WORKS

<u>SUMMARY</u>		Page No.	Amount	
			R	c
1	PRELIMINARY AND GENERAL	97-99		
2	SEWER PUMP STATION	100-105		
3	OPERATOR BUILDING	106-112		
4	POWER DISTRIBUTION	113-120		
5	ELECTRICAL BUILDING SERVICES	121-129		
6	RELOCATION OF GENERATOR	130		
7	FENCING	131-132		
SUB-TOTAL		R		
* <u>CONTINGENCIES</u>				
Allow the sum of 10% (ten percent) of the above Sub-total for Contingencies to be spent as the Engineer may direct and to be deducted in whole or in part if not required.		R		
TOTAL INCLUDING CONTINGENCIES		R		
<u>VALUE ADDED TAX</u>				
ADD: VAT at the rate of 15%		R		
TOTAL Carried to part C1.1 Form of Offer and Acceptance		R		
CONTRACT PERIOD :.....WEEKS				
* Amount allowed for the use of the Engineer only.				

SECTION 1: PRELIMINARY AND GENERAL

ITEM NO	PAYMENT	DESCRIPTION	UNIT	QTY	RATE	AMOUNT	
						R	c
1.	SANS 1200 A	<u>SECTION 1: PRELIMINARY AND GENERAL</u>					
1.1	8.3	<u>Scheduled Fixed-Charge Items and Value-Related Items</u>					
1.1.1	8.3.1	Contractual Requirements	Sum				
1.1.2	8.3.2	Establishment of facilities on the site:					
1.1.2.1	8.3.2.1	Facilities for Engineer					
a)		None	Sum	0.00			
1.1.2.2	8.3.2.2	Facilities for Contractor					
a)		Offices and storage sheds	Sum	1.00			
b)		Workshops	Sum	1.00			
c)		Living accommodation	Sum	1.00			
d)		Ablution and latrine facilities	Sum	1.00			
e)		Tools and equipment	Sum	1.00			
f)		Water supplies, electric power and communications	Sum	1.00			
g)		Dealing with water	Sum	1.00			
1.1.3	8.3.3	Other fixed-charge obligations	Sum	1.00			
1.1.4	8.3.4	Removal of site establishment	Sum	1.00			
1.1.5	8.3.10	Provision of accident insurance	Sum	1.00			
1.1.6	C3.4.22	Compliance with the OHS Act	Sum	1.00			
Total Carried Forward							

BILL OF QUANTITIES: REFURBISHMENT OF TOLWEG SEWER PUMP STATION

SECTION 1: PRELIMINARY AND GENERAL

ITEM NO	PAYMENT	DESCRIPTION	UNIT	QTY	RATE	AMOUNT	
						R	c
Brought Forward							
1.2	8.4	<u>Scheduled Time-Related Items</u>					
1.2.1	8.4.1	Contractual Requirements (including insurances)	Sum	1.00			
1.2.2	8.4.2	Operation and maintenance of facilities on site for duration of construction, except where otherwise stated:					
a)		Offices and storage sheds	Sum	1.00			
b)		Workshops	Sum	1.00			
c)		Living accommodation	Sum	1.00			
d)		Ablution and latrine facilities	Sum	1.00			
e)		Tools and equipment	Sum	1.00			
f)		Water supplies, electric power and communications	Sum	1.00			
g)		Dealing with water	Sum	1.00			
1.2.3	8.4.3	Supervision for duration of construction	Sum	1.00			
1.2.4	8.4.4	Company and head office overhead costs	Sum	1.00			
1.2.5	8.4.5	Other time-related obligations					
a)		Other (Specify)	Sum	1.00			
1.2.6		Bidders to allow for a part time working, qualified Three-Phase Electrician, Supervisor for the duration of the Contract. The Supervisor shall have the delegated authority to receive instructions and make decisions regarding this Contract. Proof of qualifications must be provided on request.	Sum	1.00			
1.3		<u>Quality Control Tests</u>					
1.3.1		Quality tests performed at Laboratories for all site works including soil tests, compaction tests, concrete strength tests, etc.	Sum	1.00			
Total Carried Forward							

BILL OF QUANTITIES: REFURBISHMENT OF TOLWEG SEWER PUMP STATION

ITEM NO	PAYMENT	DESCRIPTION	UNIT	QTY	RATE	AMOUNT	
						R	c
Brought Forward							
1.4	8.8	<u>Temporary Works</u>					
1.4.1	PSA 8.8.4	Existing Services					
1.4.1.1		Hand excavation to locate existing services	m³	20.00			
1.4.1.2		Hand excavation in the vicinity of existing services	m³	20.00			
1.5	C3.4.22	<u>Provisions for Health & Safety</u>					
1.5.1		Provisions for fulfilling OH&S functions	Sum	1.00			
1.5.2		Provision for OH&S training, promotion and awareness	Sum	1.00			
1.5.3		Provision for occupational health (Medicals – pre and post employment; Physical and Psychological for work at elevated heights; Medical surveillance for hazardous work; Baseline & audiometric screening tests; HIV and AIDS Programme; etc.)	Sum	1.00			
1.5.4		Provision for protective equipment & protective clothing	Sum	1.00			
1.5.5		Provision for OH&S equipment	Sum	1.00			
1.5.6		Provision for ensuring public health and safety	Sum	1.00			
1.5.7		Provision for occupational health and safety signage, pictograms and notices	Sum	1.00			
1.5.8		Provision to adhere to all the regulations relating to COVID-19	Sum	1.00			
1.6	EMP	<u>Environmental Management</u>					
1.6.1		All work required to comply with the environmental requirements which is not covered elsewhere	Sum	1.00			
Total Carried Forward To Summary							

BID/NC062/04/2025-2026

NAMA KHOI MUNICIPALITY

BILL OF QUANTITIES: REFURBISHMENT OF TOLWEG SEWER PUMP STATION

SECTION 2: SEWER PUMP STATION

ITEM NO	PAYMENT	DESCRIPTION	UNIT	QTY	RATE	AMOUNT	
						R	c
2.		SECTION 2: SEWER PUMP STATION					
		CONSTRUCTION OF SEWER SUMP & PUMP STATION					
2.1	SANS1200 C	SITE CLEARANCE					
.1.1	8.2.1	Clear site of all rubbish, vegetation, bushes and roots	m ²	500.00			
2.1.2	SANS 1200D	EARTHWORKS					
2.1.2.1	8.3.2	Excavation					
		<u>Excavate and backfill in all materials and levelling of excess material</u>					
.1.1		For sewer sump	m ³	200.00			
		<u>Extra over item 2.1.2.1 for excavation in:</u>					
.1.2		Intermediate material	m ³	95.00			
.1.3		Hard rock material	m ³	105.00			
2.1.2.2	8.39	Backfilling					
.1.1		<u>Backfill excavated material in foundation in layers not exceeding 150mm and compact to 95% MOD AASHTO density</u>	m ³	70.00			
2.2	SANS1200 G	CONCRETE					
2.2.1		<u>Supply, mix, placing, aiding and testing of the following:</u>					
2.2.1.1	8.4.2	Blinding Layer					
.1.1		15 MPa/ 19mm mass concrete in 100mm thick blinding	m ³	2.50			
2.3	8.4.3	STRENGTH CONCRETE					
2.3.1		<u>Class 30 MPa/ 19mm</u>					
.1.1		Sump Chamber Floor slabs: 30 MPa	m ³	8.80			
.1.2		Sump Chamber Roof slab: 30 MPa	m ³	7.20			
.1.3		Sump Chamber RC walls: 30 MPa	m ³	24.00			
Total Carried Forward							

SECTION 2: SEWER PUMP STATION

ITEM NO	PAYMENT	DESCRIPTION	UNIT	QTY	RATE	AMOUNT	
						R	c
Brought Forward							
2.3	8.3	STEEL REINFORCEMENT					
2.3.1		<u>Supply, cut, bending, binding as well as the supply of all spacing appliances for the following reinforcement as per drawings.</u>					
	8.3.1	High Tensile Steel Bars					
.1.1		Y-10	kg	100.00			
.1.2		Y-12	kg	2,600.00			
.1.3		Y-16 (pump chamber corner bars)	kg	150.00			
2.4	8.2	FORMWORK					
	8.2.2	<u>Supply all material, labour, plant and equipment for the following smooth formwork:</u>					
2.4.1		Vertical to:					
.1.1		Sump chamber walls(inner and outer)	m³	190.00			
		Horizontal to:					
.1.2		Sump chamber roof slab (bottom)	m²	35.00			
2.5	8.5	JOINTS					
		<u>Supply all labour, materials and equipment to construct the following joints as per drawing:</u>					
.1.1		12x12mm thick ABE FLEXOTHANE G or similar approved product, jointex space keeper can be used while concrete is cast	m	1.00			
.1.2		2 x coats ABE DURAFLEX waterproofing or similar approved product to be installed as per suppliers specs	m²	95.00			
.1.3		ABECOTE SF 356 chemical resistant epoxy tar or similar approved product to be installed as per suppliers specs	m²	95.00			
.1.4		DURAJOINT PVC 200 centrebulb or similar approved product	m	50.00			
Total Carried Forward							

BID/NC062/04/2025–2026

NAMA KHOI MUNICIPALITY

BILL OF QUANTITIES: REFURBISHMENT OF TOLWEG SEWER PUMP STATION

SECTION 2: SEWER PUMP STATION

ITEM NO	PAYMENT	DESCRIPTION	UNIT	QTY	RATE	AMOUNT	
						R	c
Brought Forward							
2.6	8.4.4	UNFORMED SURFACE FINISHES					
		<u>Supply all labour, materials and plant and equipment for the following:</u>					
.1.1		Steel float finish (pump chamber RC roof top & plinths top)	m²	44.00			
.1.2		Wood float finish (MH cover slab openings)	m²	1.00			
.1.3		Steel float finish (pump chamber RC floor top)	m²	41.00			
2.7		CHAMFERS					
		<u>Supply all material, labour and equipment to create chamfers on wall, roof slabs and floor edges</u>					
.1.1		20mm x 20mm top of roof slab	m	2.00			
.1.2	8.2.6	Access opening	m	5.00			
2.8	SANS 1200HA	STRUCTURAL STEEL (SUNDRY ITEMS)					
		<u>Supply, delivery and installation of steel ladders</u>					
.1.1		Internal galvanised steel ladder	No	1.00			
.1.2		Installation Type 9E standard 980 x 680mm manhole with lid	No	1.00			
.1.3		1m high galvanised steel balustrade fixed on access ramp with M12 Mechanical Anchor Bolts in 14mm holes with corrosion protective paint applied to surface at sewage collection chamber. Mild steel stanchions	m	3.00			
Total Carried Forward							

BID/NC062/04/2025–2026

Contract
Part C2: Pricing Data
Reference No 35181.11/2025/04

NAMA KHOI MUNICIPALITY**BILL OF QUANTITIES: REFURBISHMENT OF TOLWEG SEWER PUMP STATION****SECTION 2: SEWER PUMP STATION**

ITEM NO	PAYMENT	DESCRIPTION	UNIT	QTY	RATE	AMOUNT	
						R	c
Brought Forward							
.1.4		35x35x5mm angle cast into 100mm concrete surface bed with Y10 add 300 centers with RS40 (30x3.0) rectagrid. The panel size is 3000x600mm. The angle iron total length is 7m (13kg).	No	1.00			
2.8.1		Access Opening					
.1.1		Cover for access opening in roofslab	No	1.00			
2.8.2		Roof Ventilators					
.1.1		Supply, delivery and cast into position of galvanised roof ventilators complete as per drawing	No	2.00			
2.9		PUMP STATION BUILDING					
2.9.1	SANS1200 G	<u>Concrete and Masonry</u>					
	8.4.3	<u>Supply all relevant material, labour, machinery and equipment for mixing, placing & curing and testing of concrete:</u>					
.1.1		Building Roof Slab: 30 MPa	m³	8.00			
.1.2		Building Plinths: 30 MPa	m³	1.00			
.1.3		225mm wide x 250 micron damp proof course	m	69.00			
2.9.2	8.4.4	Unformed Surface Finishes					
		<u>Supply all labour, materials and plant and equipment for the following:</u>					
.1.1		Wood float finish to top of concrete roof	m²	40.00			
2.9.3		Brickwork					
		<u>Supply all relevant material, labour, machinery and equipment for the construction of walls with brick force every third layer:</u>					
.1.1		230mm Thick wall of cement brick (14MPa nominal compressive strength) in class II mortar	m²	72.00			
Total Carried Forward							

SECTION 2: SEWER PUMP STATION

ITEM NO	PAYMENT	DESCRIPTION	UNIT	QTY	RATE	AMOUNT	
						R	c
Brought Forward							
.1.2		115mm Single line internal wall	m²	13.00			
2.9.4		Plastering					
		Internally					
.1.1		12mm Thick cement plaster 1:4 mortar wood floated for superstructure	m²	85.00			
2.9.5	8.2	Formwork					
		<u>Supply all material, labour, plant and equipment for the following smooth formwork:</u>					
2.9.5.1	8.2.2	Vertical to:					
.1.1		Sides of roof slab	m²	7.00			
.1.2	8.2.2	Sides of pump plinths	m²	1.00			
2.9.5.2		Horizontal to:					
.1.1	8.2.2	Underside of roof slab	m²	40.00			
2.9.5.2	8.3	Steel Reinforcement					
		<u>Supply, cut, bending as well as the supply of all spacing applications for the following reinforcement as per drawings:</u>					
	8.3.1	High Tensile Steel Bars					
.1.1		Y-12 (building roof slab bottom)	kg	623			
.1.2		Y-10 (Plinths nominal)	kg	4.00			
2.9.5.3		Reinforcement Steel Mesh					
		<u>Supply all material, labour and equipment for placement of the steel mesh reinforced mat in floor with overlap as per suppliers manual:</u>					
	8.3.2	High Tensile Welded Mesh					
.1.1		ref. no. 617 (50mm from TOC)	m²	4.00			
Total Carried Forward							

BID/NC062/04/2025–2026

NAMA KHOI MUNICIPALITY

BILL OF QUANTITIES: REFURBISHMENT OF TOLWEG SEWER PUMP STATION

SECTION 2: SEWER PUMP STATION

ITEM NO	PAYMENT	DESCRIPTION	UNIT	QTY	RATE	AMOUNT	
						R	c
Brought Forward							
2.9.5.4	8.5	Joints					
		<u>Supply all labour, materials and equipment to construct the following joints as per drawing:</u>					
.1.1		End joint with 10mmx10mm DOW corning 813C sealant, 15mm Dura chord (backing chord) and 10mm jointex as per suppliers spec	m	2.50			
2.9.5.5		Chamfers					
		<u>Supply all material, labour and equipment to create chamfers on wall, roof slabs and floor edges</u>					
.1.1		20x20mm (roof slab & plinths)	m	52.00			
2.9.6		General Accessories and Equipment					
2.9.6.1		Doors					
		<u>Supply all relevant material, labour, machinery and equipment to install doorframes and doors complete (Custom fabrication)</u>					
.1.1		Type MV Transformer Door (1.83W x 2.45 H)	No	1.00			
2.9.6.2		Windows					
		<u>Supply all relevant material, labour, machinery and equipment for steel windows complete with glass and putty and burglar bars</u>					
.1.1		1.0m x 0.585m steel louver windows	No	3.00			
2.9.6.3		Paintwork					
		<u>Supply all relevant material, labour, machinery and equipment for external & internal paintwork with one under coat and two finishing coats of quality agrical PVA paint (Dulux):</u>					
.1.1		Internal paint	m²	70.00			
2.10		CHEMICAL DOSING STATION					
.1.1		Supply, install, test and commission complete automated chemical dosing system.	PC Sum	1.00	25000	25000	00
2.11		CONNECTION TO EXISTING SEWER SUMP					
.1.1		Allow for all costs to connect into existing sump	PC Sum	1.00	15000	15000	00
Total Carried Forward							

Contract

Part C2: Pricing Data

Reference No 35181.11/2025/04

105

C2

Pricing Data

SECTION 3: OPERATOR BUILDING

ITEM NO	PAYMENT	DESCRIPTION	UNIT	QTY	RATE	AMOUNT	
						R	c
3.		SECTION 3: OPERATOR BUILDING					
3.1	SANS 1200 C	SITE CLEARANCE					
.1.1	8.2.1	Clear site of all vegetation, bushes and roots	m ²	35.00			
3.2	SANS 1200 D	EXCAVATIONS					
3.2.1	8.3.2	Excavation in earth not exceeding 1.0m deep					
.1.1		Strip footings, including compacting bottoms of trenches (270 mm walls)	m ³	7.50			
.1.2		Strip footings, including compacting bottoms of trenches (110 mm walls)	m ³	0.90			
		<u>Extra over excavation in earth for excavation in</u>					
.1.3		Soft rock	m ³	7.50			
		Earth filling obtained from the excavation and/or prescribed stockpiles on site compacted					
.1.4		Backfilling to trenches, holes, etc.	m ³	9.00			
		G3 filling material obtained from commercial sources compacted in 150 mm layers to 98% MOD AASHTO					
.1.5		Under floors, floor slab, generator etc.	m ³	8.00			
		Prescribed density tests on filling					
.1.6		Modified AASHTO Density test	No	6.00			
		Soil Poisoning / Soil Insecticide					
		Weedkiller (active ingredients metalaclor 102,8 g/l, terbitilasien 248,6 g/l and trasien 248,6 g/l) mixed in the proportion of 100 ml weedkiller to 100L water and applied at a rate of 10L/m ²					
.1.7		Under floors etc including forming and poisoning shallow furrows against foundation walls etc, filling in furrows and ramming	m ²	21.00			
.1.8		To bottoms and sides of trenches	m ²	55.00			
3.3		DAMP-PROOF COURSES					
		One layer of 375 micron "Consol Plastics Brick grip DPC"					

Total Carried Forward

Contract

Part C2: Pricing Data

Reference No 35181.11/2025/04

SECTION 3: OPERATOR BUILDING

ITEM NO	PAYMENT	DESCRIPTION	UNIT	QTY	RATE	AMOUNT	
						R	c
Brought Forward							
.1.1		270mm In walls	m	20.00			
.1.2		110mm In walls	m	2.70			
		One layer of 250 micron "Consol Plastics Gunplas USB Green" waterproof sheeting sealed at laps with "Gunplas Pressure Sensitive Tape"					
.1.3		Under surface beds	m²	21.00			
3.4	SANS1200 G	CONCRETE, FOUNDATIONS, FORMWORK AND REINFORCEMENT AND SURFACE BEDS					
		TEST CUBES					
.1.1		Allow for preparing a set of three concrete strength test cubes, each size 150mm x 150mm x 150mm, sending them to an approved independent testing laboratory for testing and paying all charges in connection therewith	No	6.00			
	8.4.3	30 MPA reinforced concrete in:					
.1.2		Foundation Footings (270mm Walls)	m³	5.00			
.1.3		Foundation Footings (110mm Walls)	m³	0.50			
	8.4.3	25 MPA reinforced concrete in:					
.1.4	8.3.2	Allow High-Tensile Welded Mesh - Ref 395 reinforcement allow in concrete surface beds	m²	18.00			
.1.5		Main floor	m³	1.50			
.1.6		Apron Slab	m³	1.90			
.1.7	8.5	Allow expansion joint in surface bed of apron	m	25.00			
	8.4.4	Finishing top surfaces of concrete with a power float/wood float and steel float					
.1.8		Surface Bed (office, stores) (steel trowel)	m²	14.00			
.1.9		Surface Bed (bathroom) (wooden trowel)	m²	4.60			
.1.10		Surface Bed (apron) (wooden trowel)	m²	22.00			
3.5		ROOFSTRUCTURE					
Total Carried Forward							

BID/NC062/04/2025-2026

NAMA KHOI MUNICIPALITY

BILL OF QUANTITIES: REFURBISHMENT OF TOLWEG SEWER PUMP STATION

SECTION 3: OPERATOR BUILDING

ITEM NO	PAYMENT	DESCRIPTION	UNIT	QTY	RATE	AMOUNT	
						R	c
Brought Forward							
		Contractor to ensure pricing allows for all materials, all other materials, consumables as required to establish a complete structure as per engineer's drawings					
.1.1		4,80 x 152 x 50mm SA Pine Rafters @ 1,20m c/c as per Drawing	No	5.00			
.1.2		6,05 x 76 x 50mm SA Pine Purlins @ 1,20m c/c as per Drawing	No	5.00			
.1.3		5,00 x 76 x 38mm SA Pine wall plate on inside layer	No	2.00			
.1.4		4,85m Roof Sheeting- IBR 700 @ 0.5mm Thickness (Colour Bond)	No	10.00			
		Roof Insulation					
.1.5		120mm Thick ISOTHERM Thermal blanket fixed to on branderings	m²	18.00			
.1.6		Scrim facing double sided reflective barrier insulation	m²	24.00			
		Fascia Boards					
.1.7		225 x 12mm thick pressed fibre cement fascia board to overhang rafters	m	6.10			
		Barge Boards					
.1.8		225 x 12mm thick pressed fibre cement barge board to purlins and rafters	m	15.70			
3.6		RAINWATER GOODS					
.1.1		Marley Square PVC gutter complete with fixation	m	6.10			
.1.2		Marley Square PVC downpipe complete	No	1.00			
3.7		CEILING					
.1.1		Supply all relevant Material, Labour and Equipment for the installation of 6.5mm Rhino ceiling board complete with 50 x 38mm Brandering @ 400mm c/c, 75mm Polystyrene cornice and 40 x 6mm meranti cover strips	m²	13.50			
Total Carried Forward							

BID/NC062/04/2025-2026

Contract
Part C2: Pricing Data
Reference No 35181.11/2025/04

NAMA KHOI MUNICIPALITY**BILL OF QUANTITIES: REFURBISHMENT OF TOLWEG SEWER PUMP STATION****SECTION 3: OPERATOR BUILDING**

ITEM NO	PAYMENT	DESCRIPTION	UNIT	QTY	RATE	AMOUNT	
						R	c
Brought Forward							
.1.2		Supply all relevant Material, Labour and Equipment for the installation of 3.2mm Nutec ceiling board complete with 50 x 38mm Branderling @ 400mm c/c and 65mm meranti cornice	m²	5.00			
3.8		MASONARY					
		<u>Brickwork of cement blocks (7MPa nominal compressive strength) in class II mortar</u>					
.1.1		270mm Foundation Brickwork including brick force, filled solid with unreinforced concrete 10MPa/19mm in foundations walls.	m²	10.00			
.1.2		110mm Foundation Brickwork including brick force					
3.9		SUPERSTRUCTURE (PROVISIONAL)					
		Brickwork of cement blocks (7MPa nominal compressive strength) in class II mortar					
.1.1		270mm External Brick face Brickwork complete with tie wire 5 per m²	m²	63.00			
.1.2		110mm Internal Brickwork	m²	12.00			
		Beamfilling					
3.10		DOORS, FRAMES ETC.					
		Notes:					
		i) Unless otherwise specified all internal doors to be hardwood doors hung to meranti door frames					
		Wrought meranti					
.1.1		Single 900 mm wide x 2032mm high meranti door frames with dimple	No	1.00			
.1.2		Single 900 mm wide x 2032mm high meranti door frames without dimple	No	1.00			
3.11		PLASTER					
.1.1		12mm Thick cement plaster 1:4 cement mortar steel floated	m²	46.00			
.1.2		12mm Thick cement plaster 1:4 cement mortar wooden floated Ablution	m²	29.00			
3.12		PAINT WORK					
Total Carried Forward							

BID/NC062/04/2025-2026

Contract
Part C2: Pricing Data
Reference No 35181.11/2025/04

NAMA KHOI MUNICIPALITY**BILL OF QUANTITIES: REFURBISHMENT OF TOLWEG SEWER PUMP STATION****SECTION 3: OPERATOR BUILDING**

ITEM NO	PAYMENT	DESCRIPTION	UNIT	QTY	RATE	AMOUNT	
						R	c
Brought Forward							
		<u>Supply all relevant Material, Labour and Equipment to paint 1 layer internal</u>					
3.12.1		INTERNAL WALLS					
.1.1		Prepare and apply 1 layer of plaster primer water based and 2 layers dulux wash and dry	m²	46.00			
.1.2		Ceramic wall tiles in Ablution	m²	28.50			
3.12.2		EXTERNAL WALLS					
.1.1		Prepare and apply 1 layer of plaster primer water based and 2 layers dulux wash and dry					
.1.2		Prepare and apply 1 layer of universal undercoat oil based to doors frames	No	2.00			
.1.3		Prepare and apply 2 layer clear varnish to single doors	No	2.00			
3.13		DOORS ETC.					
		External and internal doors with two butt hinge (solid brass medium duty – 100mm)					
.1.1		40mm Hollow core door 813 x 2032mm high	No	1.00			
.1.2		FLB ply back Meranti single door 2032x813x44	No	2.00			
3.14		IRONMONGERY					
		i) Unless otherwise stated herein, all items in this Bill shall be deemed to be a fixed price for the duration of the contract.					
3.14.1		Supply all labour, material and equipment for installation for the following:					
.1.1		Two lever union mortice lockset (standard type), including handles	No	1.00			
.1.2		Thee lever union mortice lockset (standard type), including, rebate and handles	No	1.00			
3.15		DOOR STOPS					
.1.1		40mm Rubber door stop plugged to floor	No	2.00			
3.16		WEATHER STRIPS					
Total Carried Forward							

SECTION 3: OPERATOR BUILDING

ITEM NO	PAYMENT	DESCRIPTION	UNIT	QTY	RATE	AMOUNT	
						R	c
Brought Forward							
.1.1		Aluminium weather strips and dust proof aluminium weather bar to all exterior doors. Double door	No	1.00			
3.17		METALWORK					
3.17.1		Bronze powder coating aluminium top -hung casement windows including 6,38mm safety glass and fitted with burglar bars fitted to frame					
.1.1		Window size 600 x 600mm overall (Type PT66) obs class	No	1.00			
.1.2		Window size 900 x 1200mm overall (Type PTT912) clear glass	No	1.00			
.1.3		Face brick on edge for windowsill outside	m	1.50			
.1.4		150mm x 12mm Nutec windowsill inside	m	1.50			
3.18		FLOOR FINISH					
3.18.1		FLOOR TILING					
		Vitro KEH 30421A, 420 x 420 x 6,5mm Non slip Glazed Porcelain Floor Tile (Grade A) fixed with adhesive to floors and flush pointed with tinted grout, including cutting and waste,					
.1.1		None slip Ceramic floors tiles in Ablutions	m²	4.50			
.1.2		Grey high gloss Marley effect finish epoxy floor vanish	m²	13.00			
3.18.2		Skirtings, etc.					
.1.1		76 x 19mm Meranti Skirting with 19mm quarter round in Office and Store 2	m	12.60			
.1.2		76 x 19mm Ceramic Skirting in Ablutions	m	8.80			
3.19		PLUMBING AND DRAINAGE					
3.19.1		SUPPLEMENT PREAMBLES					
Total Carried Forward							

BILL OF QUANTITIES: REFURBISHMENT OF TOLWEG SEWER PUMP STATION

[illegible]

SECTION 4: POWER DISTRIBUTION

ITEM NO	PAYMENT	DESCRIPTION	UNIT	QTY	RATE	AMOUNT	
						L.E.	pt.
4.		<u>SECTION 4: POWER DISTRIBUTION:</u>					

		NOTE:					
		1. THIS SCOPE WILL BE FOR THE POWER DISTRIBUTION FROM THE EXISTING SUPPLY CABLE TO THE NEW LOCATION OF DB-MCC AND FROM DB-MCC TO DB-OR					
		2. NO CABLE NOR BARE COPPER EARTH CONDUCTOR JOINTS WILL BE PERMITTED. ONLY NEW CABLES MUST BE SUPPLIED AND INSTALLED.					

4.1		LV CABLES:					
4.1.1		<u>The supply and installation of 600/1000 V PVC insulated, PVC bedded, PVC sheathed, stranded copper cores, SWA cables in trenches, sleeves, conduits, cable racks or surface mounted via saddle brackets against wall or in the ground, including making off ends onto overhead line, switchgear or busbars, with all the necessary cable end material, glands and cable clamps, as specified on the drawings, complete.</u>					
.1.1		Join new supply cable to existing supply cable and re-route to new location of Generator ATS: four core cable: 95 mm ² x 4 Cu	m	25			
.1.2		Supply from Generator ATS to DB-MCC: three core cable: 10 mm ² x 3 Cu	m	7			
.1.3		Supply from DB-MCC to DB-OR: three core cable: 10 mm ² x 3 Cu	m	28			
4.2		PROTECTIVE EARTH CONDUCTOR:					
Total Carried Forward							

SECTION 4: POWER DISTRIBUTION

ITEM NO	PAYMENT	DESCRIPTION	UNIT	QTY	RATE	AMOUNT	
						L.E.	pt.
BROUGHT FORWARD							
4.2.1		<u>The supply and installation of stranded bare copper earth conductor in trenches, cables racks or tied to low voltage cable, including termination with glands or clamps and lugs, as specified.</u>					
.1.1		Join new supply cable to existing supply cable and re-route to new location of Generator ATS: 1 x 95 mm² BCEC	m	25			
.1.2		Supply from Generator ATS to DB-MCC: three core cable: 1 x 10 mm² BCEC	m	7			
4.3		LV EXCAVATIONS AND WIRE WAYS:					
4.3.1		<u>LV cable excavation of trenches, 600 mm wide and 700 mm deep, including backfilling and compacting, the supply and installation of imported 100 mm bedding and 100 mm blanket layer material (only applicable if excavated material is not suitable) and 2 x 300 mm wide yellow PVC danger tape, as specified, complete.</u>					
.1.1		In soft soil (can be excavated without the use of power driven tools or explosives)	m	26			
.1.2		Extra over soft soil excavation for soft rock (can only be excavated by means of power driven tools, but excluding explosives)	m	6			
4.3.2		<u>The supply and installation of cable markers as specified, complete.</u>					
.2.1		400 x 300 x 400 mm (L x W x D), concrete LV cable marker with engraved name tag, displaying the cable feeding direction, distribution voltage and cable size	No	16			
4.3.3		<u>Supply and installation of ripple flexible PVC cable sleeves, as specified, complete.</u>					
.3.1		Join new supply cable to existing supply cable and re-route to new location of Generator ATS 1 x Ø 110 mm, flexible, underground	m	25			
Total Carried Forward							

SECTION 4: POWER DISTRIBUTION

ITEM NO	PAYMENT	DESCRIPTION	UNIT	QTY	RATE	AMOUNT	
						L.E.	pt.
BROUGHT FORWARD							
.3.2		Supply from DB-MCC to DB-OR 1 x Ø 50 mm, flexible, underground	m	28			
.3.3		Supply from Generator ATS to DB-MCC 1 x Ø 50 mm, flexible, underground	m	7			
4.4		DISTRIBUTION BOARDS AND MOTOR CONTROL CENTER (MCC):					
4.4.1		<u>The decommission and re-installation of the Motor Control Centre (MCC), with DB-MCC, equipment, busbars and switchgear, including relocation of all wiring and wireways as needed and as specified on the drawings, complete.</u>					
a)		Decommission	Sum	1			
b)		Install	Sum	1			
4.4.2		<u>The supply and installation of the low voltage distribution boards, with equipment, busbars and switchgear, as specified on the drawings and to be approved by the Engineer before ordering, complete.</u>					
.2.1		DB-OR, architrave finish, 12-way, recess mounted, lockable metal latch, metal hinges, earth and neutral bars, mounting kit and manufactured in 1.2 mm mild steel and powder coated white, as specified on the schematic layout drawing, complete. CBi or equal and approved.					
a)		Supply	Sum	1			
b)		Install	Sum	1			
.2.2		Miniature circuit breaker (MCB), DIN rail mountable, 40 A, 2 pole, 6 kA, curve 3					
a)		Supply	No	1			
b)		Install	No	1			
.2.3		Miniature circuit breaker (MCB), DIN rail mountable, 16 A, 1 pole, 6 kA, curve 3					
TOTAL CARRIED FORWARD							

BID/NC062/04/2025–2026

NAMA KHOI MUNICIPALITY

BILL OF QUANTITIES: REFURBISHMENT OF TOLWEG SEWER PUMP STATION

SECTION 4: POWER DISTRIBUTION

ITEM NO	PAYMENT	DESCRIPTION	UNIT	QTY	RATE	AMOUNT	
						L.E.	pt.
BROUGHT FORWARD							
a)		Supply	No	1			
b)		Install	No	1			
.2.4		Miniature circuit breaker (MCB), DIN rail mountable, 10 A,1 pole, 6 kA, curve 3					
a)		Supply	No	3			
b)		Install	No	3			
.2.5		Miniature circuit breaker (MCB), DIN rail mountable, 6 A, 1 pole, 6 kA, curve 3					
a)		Supply	No	3			
b)		Install	No	3			
.2.6		Earth Leakage (EL), DIN rail mountable, without overload, 30 mA, 1 Pole + N, 6 kA					
a)		Supply	No	2			
b)		Install	No	2			
.2.7		Surge Protection Device (SPD), DIN rail mountable, Class II, 1 pole + N, 275 Vac, with indication failure					
a)		Supply	No	1			
b)		Install	No	1			
.2.8		Surge Protection Device (SPD), DIN rail mountable, Class II, 3 pole + N, 275 Vac, with indication failure					
a)		Supply	No	1			
b)		Install	No	1			
4.5		DEDICATED EARTH BOX:					
4.5.1		<u>The supply and installation of a dedicated earth box adjacent to a DB, as specified on the drawings, complete.</u>					
Total Carried Forward							

SECTION 4: POWER DISTRIBUTION

ITEM NO	PAYMENT	DESCRIPTION	UNIT	QTY	RATE	AMOUNT	
						L.E.	pt.
BROUGHT FORWARD							
.1.1		Dedicated earth box, 80 x 1 mm copper bar with minimum 7 terminations, in an 100 x 100 mm enclosure with knock-outs, copper bar must be bonded via 10 mm² insulated earth conductor to DB's earth bar, recessed mounted, with 2 x Ø 20 mm conduits from dedicated earth box to ceiling void and 2 x Ø 20 mm conduits from dedicated earth box to DB-OR					
a)		Supply	No	1			
b)		Install	No	1			
4.6		LABELLING:					
4.6.1		<u>Supply and installation of labelling for all switchgear in the distribution board according the circuit numbers on the drawings and standard information and warning labels, as specified on the drawings.</u> <u>The text must be as large as possible, depending on the available space. The labelling must be fixed permanently and neatly, as specified on the drawings.</u>					
.1.1		Engraved, black text against white background					
a)		Identification of distribution board	No	2			
b)		Supply details - supply from and cable details (i.e. "SUPPLY FROM POS TO GENERATOR ATS: 95 mm² x 4 Cu PVC PVC SWA PVC CABLE", "SUPPLY FROM GENERATOR ATS TO DB-MCC: 95 mm² x 4 Cu PVC PVC SWA PVC CABLE" and "SUPPLY FROM DB-MCC TO DB-OR: 10 mm² x 3 Cu PVC PVC SWA PVC CABLE")	No	3			
c)		Standard cascade warning signages	No	2			
d)		Dedicated earth box signages	No	2			
e)		Circuit identification for DB-MCC, i.e., "DP1", "L1", "C1", "P1", "P2", "E/L", "Main Switch"	No	7			
TOTAL CARRIED FORWARD							

SECTION 4: POWER DISTRIBUTION

ITEM NO	PAYMENT	DESCRIPTION	UNIT	QTY	RATE	AMOUNT	
						L.E.	pt
BROUGHT FORWARD							
e)		Circuit identification for DB-OR, i.e., "S1", "S2", "L1", "HW1", "E/L", "Main Switch"	No	6			
f)		Legend inside DB-OR	No	1			
g)		Update legend inside DB-MCC	No	1			
.1.2		Engraved, red text against white background					
a)		Identification of main circuit breakers or isolator switches in case of an emergency	No	1			
.1.3		Engraved, black text against yellow background					
a)		Danger signages	No	1			
4.7		EARTHING AND BONDING:					
4.7.1		<u>Supply and installation of earth mat at pump room as specified on the drawings, complete.</u>					
.1.1		Earth mat comprise of 3 x 3 m x 3 m grid blocks, 30 m x 95 mm² BCEC grid with 8 x 1.5 m copper plated earth rods at all the grid points, BCEC must be installed 500 mm below the natural ground level, all copper joints must be done via suitable brass mechanical clamps. Everything must be covered with E-mix (Lectrotech or equal and approved), 200 x 100 mm (W x D) for trenches and Ø 25 mm for rods, build shuttering to obtain the required dimensions, pour first half of mixture, install the BCEC, pour the second half of the mixture, allow to harden before backfilling.					
a)		Supply	Sum	1			
b)		Install	Sum	1			
TOTAL CARRIED FORWARD							

SECTION 4: POWER DISTRIBUTION

ITEM NO	PAYMENT	DESCRIPTION	UNIT	QTY	RATE	AMOUNT	
						L.E.	pt
BROUGHT FORWARD							
.1.2		Earth mat comprise of 2 x 3 m x 3 m grid blocks, 21 m x 16 mm² BCEC grid with 6 x 1.5 m copper plated earth rods at all the grid points, BCEC must be installed 500 mm below the natural ground level, all copper joints must be done via suitable brass mechanical clamps. Everything must be covered with E-mix (Lectrotech or equal and approved), 200 x 100 mm (W x D) for trenches and Ø 25 mm for rods, build shuttering to obtain the required dimensions, pour first half of mixture, install the BCEC, pour the second half of the mixture, allow to harden before backfilling.					
a)		Supply	Sum	1			
b)		Install	Sum	1			
.1.3		Bond DB-MCC to earth mat via 2 x 95 mm² BCEC from different grid sections, termination via suitable brass mechanical clamps at the earth mat and bolted to the earth bar of DB-MCC					
a)		Supply	Sum	1			
b)		Install	Sum	1			
.1.4		Bond DB-OR to earth mat via 2 x 16 mm² BCEC from different grid sections, termination via suitable brass mechanical clamps at the earth mat and bolted to the earth bar of DB-OR					
a)		Supply	Sum	1			
b)		Install	Sum	1			
4.8		TESTING AND COMMISSIONING:					
TOTAL CARRIED FORWARD							

SECTION 4: POWER DISTRIBUTION

ITEM NO	PAYMENT	DESCRIPTION	UNIT	QTY	RATE	AMOUNT	
						L.E.	pt.
BROUGHT FORWARD							
4.8.1		<u>Testing and commissioning of the complete electrical installation, to SANS 10142-1, according to the latest edition, including all necessary tests to issue the Certificate of Compliance (CoC), in terms of the Occupational Health and Safety Act, 1993 (Act 85 of 1993).</u>					
.1.1		Issue a valid Certificate of Compliance for DB-MCC and DB-OR, including a photo report of all electrical fixtures, as-built layout and schematic drawings of the entire electrical building service and test report with results within the accepted parameters, complete. It must be clear and transparent what was installed and inspected under this Contract. The CoC must be issued in a certified hard and soft copy to the Engineer. The original CoC must be delivered to the Client with proof that receipt was taken by the Client.					
a)		Issue CoC for DB-OR	No	1			
b)		Issue CoC for DB-MCC	No	1			
c)		Issue test report for DB-OR	No	1			
d)		Issue test report for DB-MCC	No	1			
.1.2		Compile As-Built drawings for power distribution, lighting layout, socket layout, isolator layout and schematic distribution board layouts. Print 1 copy on scale of the layout drawings and print 1 copy on A3 of the schematic distribution board layout drawing, which must be laminated respectively.					
a)		DB-OR, 1 set secured inside of the distribution board.	Sum	1			
b)		DB-MCC, 1 set secured inside of the distribution board.	Sum	1			
TOTAL CARRIED FORWARD TO SUMMARY							

SECTION 5: ELECTRICAL BUILDING SERVICES

ITEM NO	PAYMENT	DESCRIPTION	UNIT	QTY	RATE	AMOUNT	
						L.E.	pt.
5.		<u>SECTION 5: ELECTRICAL BUILDING SERVICES:</u>					

		NOTE:					
		1. THIS SCOPE WILL BE FOR ALL THE ELECTRICAL BUILDING SERVICES.					
		2. ALL CONDUIT, OUTLET BOXES, DRAW BOXES, JUNCTION BOXES AND ACCESSORIES MUST BE OF THE PVC TYPE FOR RECESSED INSTALLATION AND MUST BE OF THE GALVANISED STEEL TYPE FOR SURFACE INSTALLATIONS.					
		3. RECESSED INSTALLATIONS MUST PREFERABLY BE WIRED VIA CONDUCTORS WITHIN CONDUIT AND SURFACE INSTALLATIONS MUST BE WIRED VIA SURFIX CABLE IN CONDUITS.					
		4. CIRCUIT MEASUREMENTS ARE PER FIXTURE WIRING POINT AND THE ESTIMATED TOTAL CIRCUIT DISTANCES ARE GIVEN IN THE DESCRIPTION. I.E., 71 m WITH QUANTITY NO. 4 MEANS THE TOTAL LENGTH OF THE CIRCUIT IS ESTIMATED TO BE 71 m WITH 4 FIXTURES TO BE WIRED ONTO THAT SPECIFIC CIRCUIT.					
		5. THE ENGINEER MUST APPROVED THE FIXTURE, WIRING/CABLING AND WIRE WAYS MATERIAL SCHEDULE BEFORE ORDERING MATERIAL, ESPECIALLY IF THERE ARE DEVIATIONS WITH REGARDS TO THE PREDEFINED SPECIFICATIONS.					

5.1		LIGHT POWER POINTS:					
5.1.1		<u>Supply and installation of conduit, outlet boxes, draw boxes, expansion joint boxes, junction boxes, conductors/cables, etc., as specified or shown on the drawings, but excluding the light switch, complete.</u>					
TOTAL CARRIED FORWARD							

SECTION 5: ELECTRICAL BUILDING SERVICES

ITEM NO	PAYMENT	DESCRIPTION	UNIT	QTY	RATE	AMOUNT	
						L.E.	pt.
BROUGHT FORWARD							
.1.1		DB-MCC: Power points according to the layout and distribution board drawings, complete					
a)		Circuit L1, 1.5 mm² L & N + 1.5 mm² E, estimated circuit length 30 m	No	7			
b)		Circuit PC1, 1.5 mm² L & N + 1.5 mm² E, estimated circuit length 36 m	No	4			
.1.2		DB-OR: Power points according to the layout and distribution board drawings, complete					
a)		Circuit L1, 1.5 mm² L & N + 1.5 mm² E, estimated circuit length 30 m	No	7			
b)		Circuit PC1, 1.5 mm² L & N + 1.5 mm² E, estimated circuit length 18 m	No	2			
5.2		LUMINAIRES:					
5.2.1		<u>Supply of luminaires with lamp as specified on the drawings and to be approved by the Engineer before ordering, complete.</u>					
.1.1		Type: Round Panel Downlight Luminaire with LED lamp Fitting Material: White Plastic Ingress Rating: IP 40 Lens: Opal Polycarbonate Illumination: 1 x 9 W Integrated LED, 230 V, 4000 K, 720 lm, LED lamp Eurolux D113 or equal and approved.					
a)		Supply	No	1			
b)		Install	No	1			
TOTAL CARRIED FORWARD							

ITEM NO	PAYMENT	DESCRIPTION	UNIT	QTY	RATE	AMOUNT	
						L.E.	pt.
BROUGHT FORWARD							
.1.2		Type: Round Panel Downlight Luminaire with LED lamp Fitting Material: White Plastic Ingress Rating: IP 40 Lens: Opal Polycarbonate Illumination: 1 x 12 W Integrated LED, 230 V, 4000 K, 960 lm, LED lamp Eurolux D114 or equal and approved.					
a)		Supply	No	4			
b)		Install	No	4			
.1.3		Type: Linear light Fitting Material: Grey ABS Base with PC Diffuser Ingress Rating: IP 65 Lens: Clear lens Illumination: 1 x 22 W T8 LED Tube Bright Star FL039 or equal and approved					
a)		Supply	No	4			
b)		Install	No	4			
.1.4		Type: T8 LED Tube, 22 W, 230 V, 6000 K, 2200 lm Bright Star Bulb LED 181 or equal and approved.					
a)		Supply	No	4			
b)		Install	No	4			
TOTAL CARRIED FORWARD							

BILL OF QUANTITIES: REFURBISHMENT OF TOLWEG SEWER PUMP STATION

SECTION 5: ELECTRICAL BUILDING SERVICES

ITEM NO	PAYMENT	DESCRIPTION	UNIT	QTY	RATE	AMOUNT	
						L.E.	pt.
BROUGHT FORWARD							
.1.5		Type: Linear light, Type FTL037 Fitting Material: Grey ABS Base with PC Diffuser Ingress Rating: IP 65 Lens: Clear lens Illumination: 1 x 9 W T8 LED Tube (Not included inside the light fixture), 230 V, 6000 K, 900 lm Luminaire: Bright Star Bulb LED 177 or equal and approved.					
a)		Supply	No	1			
b)		Install	No	1			
.1.6		Type: T8 LED Tube, 9 W, 230 V, 6000 K, 2200 lm Bright Star Bulb LED 181 or equal and approved.					
a)		Supply	No	4			
b)		Install	No	4			
.1.7		Type: Flood light with intergrated LED Fitting Material: Die Cast Aluminum Body Ingress Rating: IP 65 Lens: Clear lens Illumination: 1 x 50 W intergrated LED, 230 V, 4000 K, 4000 lm Luminaire: Eurolux FS303BP or equal and approved.					
a)		Supply	No	4			
b)		Install	No	4			
5.3		SWITCHES:					
TOTAL CARRIED FORWARD							

SECTION 5: ELECTRICAL BUILDING SERVICES

ITEM NO	PAYMENT	DESCRIPTION	UNIT	QTY	RATE	AMOUNT	
						L.E.	pt.
BROUGHT FORWARD							
5.3.1		<u>Supply and installation of light switches, as specified on the drawings, with cover plates, brackets, screws, connections, etc., but excluding the conduit, wall boxes and wiring, complete.</u>					
.1.1		White single lever, one way, 100 x 50 mm white metal cover plate, 1 Ø, 230 V, 16 A, light switch, vertical recessed mounted. Crabtree classic range or equal and approved.					
a)		Supply	No	2			
b)		Install	No	2			
.1.2		White double lever, one way, 100 x 50 mm white metal cover plate, 1 Ø, 230 V, 16 A, IP 65 (water proof) light switch, vertical surface mounted. Crabtree classic range or equal and approved.					
a)		Supply	No	1			
b)		Install	No	1			
.1.3		Wall bracket mounting below roof overhang, conduit entry, ultra violet stabilized materials, impact and hail resistant 0 - 4 mm, IP 44, 25 A. Euro lux CO203 or equal and approved					
a)		Supply	No	2			
b)		Install	No	2			
5.4		SOCKET OUTLET POWER POINTS:					
5.4.1		<u>Supply and installation of conduit, outlet boxes, draw boxes, expansion joint boxes, junction boxes, conductors/cables, connections, etc., as shown on the drawings, but excluding the sockets, complete.</u>					
.1.1		Power points according to the layout and distribution board drawings, complete					
TOTAL CARRIED FORWARD							

SECTION 5: ELECTRICAL BUILDING SERVICES

ITEM NO	PAYMENT	DESCRIPTION	UNIT	QTY	RATE	AMOUNT	
						L.E.	pt
BROUGHT FORWARD						0	00
a)		DB-MCC: Circuit DP1, 2.5 mm² L & N + 2.5 mm² E, estimated circuit length 5 m	No	1			
b)		DB-OR: Circuit S1, 4 mm² L & N + 4 mm² E, estimated circuit length 13 m	No	1			
c)		DB-OR: Circuit S2, 2.5 mm² L & N + 2.5 mm² E, estimated circuit length 17 m	No	2			
5.5		SOCKET OUTLETS:					
5.5.1		<u>Supply and installation of socket outlets, with cover plates, screws, clips, connections, etc., as specified on the drawings, but excluding wall boxes, conduit and wiring, complete.</u>					
.1.1		Double, SA and Euro 3-pin combination, 100 x 100 mm white metal cover plate, 1 Ø, 230 V, 16 A, switch socket outlet, recessed mounted. Crabtree classic range or equal and approved.					
a)		Supply	No	3			
b)		Install	No	3			
.1.2		Double, SA and Euro 3-pin combination, 100 x 100 mm white metal cover plate, 1 Ø, 230 V, 16 A, switch socket outlet, surface mounted in box. Crabtree classic range or equal and approved.					
a)		Supply	No	1			
b)		Install	No	1			
5.6		ISOLATOR POWER POINTS:					
5.6.1		<u>Supply and installation of conduit, outlet boxes, draw boxes, expansion joint boxes, junction boxes, conductors/cables, connections, etc., as shown on the drawings, but excluding the isolator switch, complete.</u>					
.1.1		Power points according to the layout and distribution board drawings, complete					
TOTAL CARRIED FORWARD							

BILL OF QUANTITIES: REFURBISHMENT OF TOLWEG SEWER PUMP STATION

SECTION 5: ELECTRICAL BUILDING SERVICES

ITEM NO	PAYMENT	DESCRIPTION	UNIT	QTY	RATE	AMOUNT	
						L.E.	pt.
BROUGHT FORWARD							
a)		DB-MCC: Circuit P1, three core cable, 70 mm² x 3 Cu, estimated circuit length 11 m	No	1			
b)		DB-MCC: Circuit P2, three core cable, 70 mm² x 3 Cu, estimated circuit length 9 m	No	1			
c)		DB-OR: Circuit HW1, 4 mm² L & N + 4 mm² E, estimated circuit length 13 m	No	1			
5.7		ISOLATOR SWITCHES:					
5.7.1		<u>Supply and installation of isolator switches, complete with cover plates, screws, clips, connections, etc., but excluding conduit, wall boxes and wiring, complete.</u>					
.1.1		Single lever, double pole, ash techno polymer cover plate, 1 Ø, 230 V, 16 A, isolator switch, horizontal surface mounted.					
a)		Supply	No	1			
b)		Install	No	1			
.1.2		Single lockable lever, four pole, 400 V, 100 A, IP 55 (weather proof) isolator switch, vertical surface mounted.					
a)		Supply	No	2			
b)		Install	No	2			
5.8		VERTICAL ELECTRICAL WATER HEATER:					
5.8.1		<u>Supply and installation of instant hot water cylinders, as specified, complete.</u>					
.1.1		10 l Under basin water heater operating at 230 V, 50 Hz, 1500 W maximum and operating at 0 kPa. External temperature controls with maximum temperature setting of 75 °C. Kwikot FPRX-10-UB or equal and approved					
TOTAL CARRIED FORWARD							

SECTION 5: ELECTRICAL BUILDING SERVICES

ITEM NO	PAYMENT	DESCRIPTION	UNIT	QTY	RATE	AMOUNT	
						L.E.	pt.
BROUGHT FORWARD							
a)		Supply	No	1			
b)		Install	No	1			
5.9		WIREWAYS:					
5.9.1		Supply and installation of ripple flexible PVC cable sleeves, as specified, complete.					
.1.1		Supply cable from DB-MCC to P1 1 x Ø 75 mm, flexible, buried into floor slab.	m	11			
.1.2		Supply cable from DB-MCC to P2 1 x Ø 75 mm, flexible, buried into floor slab.	m	9			
5.10		LABELLING:					
5.10.1		Supply and installation of labelling on all types of socket outlets, isolators and light switches, text must be at least 5 mm in height and the labelling must be fixed permanently and neatly, the information presented must be first the circuit number/distribution board fed from (i.e. "S1/DB-MCC"), as specified on the drawings, complete.					
.1.1		Engraved, black text against white background					
a)		Supply	No	12			
b)		Install	No	12			
.1.2		Printed with self-adhesive back-side, black text against white background					
a)		Supply	No	9		Rate Only	
b)		Install	No	9		Rate Only	
TOTAL CARRIED FORWARD							

[illegible]

SECTION 6: RELOCATION OF GENERATOR

ITEM NO	PAYMENT	DESCRIPTION	UNIT	QTY	RATE	AMOUNT	
						L.E.	pt.
6.		<u>SECTION 6: RELOCATION OF GENERATOR:</u> ***** NOTE: 1. THIS SCOPE WILL BE FOR THE RELOCATION OF THE GENERATOR. *****					
6.1		RELOCATION OF GENERATOR:					
6.1.1		<u>Relocation of generator, conduit, outlet boxes, draw boxes, expansion joint boxes, junction boxes, conductors/cables, etc.,as specified or shown on the drawings, complete.</u>					
.1.1		Casting of the new concrete slab including bund wall, including all rebar and other components as per the design specification, complete.	Sum	1			
.1.2		Decommissioning, relocating and commissioning of the generator to new location, reinstall on a new concrete slab as per the design specification, complete	Sum	1			
TOTAL CARRIED FORWARD TO SUMMARY							

SECTION 7: FENCING

ITEM NO	PAYMENT	DESCRIPTION	UNIT	QTY	RATE	AMOUNT	
						R	c
7.		SECTION 7: FENCING					
		CLEARVU FENCING					
7.1		EXISTING FENCING					
7.1.1		<u>Supply labour, material and equipment for the removal if the following:</u>					
.1.1		Removal of existing fence	m	70			
7.2		SITE CLEARANCE					
7.1.2		<u>Contractor to supply all labour, material and equipment for the following</u>					
.1.1		Clear site of vegetation and strip topsoil 100mm for a width of 5m and place in demarcated area	m	80			
7.3		EXCAVATION					
7.3.1		<u>Contractor to supply all labour, material and equipment to excavate and backfill in all materials and levelling of excess material for the following:</u>					
.1.1		Digging of holes at 400x400x700mm deep in all materials for all fence posts	m³	3.73			
.1.2		Digging of holes at 400x400x700mm deep in all materials for all swing gate posts	m³	0.22			
.1.3		Digging of holes 400x650x700mm deep in all materials for all sliding gate portal posts	m³	0.36			
.1.4		Digging of holes at 400x400x700mm deep in all materials for all sliding gate docking posts	m³	0.22			
.1.5		Digging of 300x300x1100mm deep in all materials for sliding gate track	m³	1.98			
		<u>Extra over for items 5.3.1 for excavation in:</u>					
.1.6		Hard rock material	m³	1.81			
7.4		CONCRETE					
7.4.1		<u>Supply labour, material and equipment for mixing, placing and curing of concrete including all shuttering</u>					
.1.1		25MPa/19mm concrete cast into holes	m³	23.56			
7.5		FENCING					
Total Carried Forward							

BID/NC062/04/2025-2026
NAMA KHOI MUNICIPALITY

BILL OF QUANTITIES: REFURBISHMENT OF TOLWEG SEWER PUMP STATION

SECTION 7: FENCING

ITEM NO	PAYMENT	DESCRIPTION	UNIT	QTY	RATE	AMOUNT	
						R	c
Brought Forward							
7.5.1	(35181.11-181-02)	Supply all labour, material and equipment for the installation of the following and contractor to ensure pricing allows for all materials, corrosion protection to be hot dip galvanised than PVC coated/polymetic 6000 coated or similar approved. All connection materials and consumables as required to establish a complete structure as per engineers drawings:					
.1.1		3200mm long post with cover plates	No	33.33			
.1.2		3300 x 2100mm with 4 x V-bends for strengthening. Aperture to be 76 x 12.7mm. Wire dia. to be ø3mm core line wires in 4mm core cross. (Dia before coating)	No	33.33			
.1.3		450 mm Ripper razor coil with 3 x 3.15 mm straining wire	m	100.00			
.1.4		500 mm Under-dig beneath panels, specification as panel above, but galvanised and bitumen coated	m	100.00			
.1.5		Pedestrian gate 1500 mm opening x 2100 mm high + 500 mm extension for razor coil wire. Gate frame 76 x76 x 2mm square tube, complete with hinges and a lock box with a barrel bolt. Gate posts to be 3200mm long x 100 x 100 x 2 mm square tube.	No	1.00			
.1.6		Sliding gate 6000 mm wide x 2100 mm high + 500 mm extension for razor wire, complete with 3200 mm long x 100 x 100 x 2mm square tube docking post founded 600 mm deep in concrete and 3200 mm long x 100 x 100 x 2mm square tube portal. Complete with 76 x 38 x 2,5 mm lip channel guide, 80mm diameter nylon guide wheels and 11m long 50 x 50 x 5 mm angle iron welded to T-pieces at 500 mm intervals (300mm deep in concrete)	No	2.00			
Total Carried Forward To Summary							

NAMA-KHOI MUNICIPALITY

BID/NC062/04/2025–2026

PROJECT NO.35181.11/2025/04

REFURBISHMENT OF TOLWEG SEWER PUMP STATION - CIVIL WORKS

C2.3 DECLARATION (In respect of completeness of Tender)

Nama-Khoi Municipality
PO BOX 17
SPRINGBOK
8240

I/we, the undersigned, do hereby declare that these are the properly priced Bills of Quantities forming part C2.2 of this Contract Document containing 182 pages in consecutive order upon which my/our tender for **BID NO. NC062/04/2025–2026: REFURBISHMENT OF TOLWEG SEWER PUMP STATION – CIVIL WORKS** has been based.

SIGNATURE OF TENDERER/S

DATE

Part C3: Scope of Work

	Pages
C3.1 Description of the Works	136
C3.2 Engineering.....	137
C3.3 Construction	138-175
C3.4 Management	174 – 181
C3.5 Annexes	182

Status

Should any requirement or provision in the parts of the Scope of Work conflict with any requirement of any Standardised Specification, particular specification or any drawings, the order of precedence, unless otherwise specified, is:

Drawings
Scope of Work (Parts C3.1, C3.4 C3.5 and C3.6)
SANS Standardised Specifications

NAMA-KHOI MUNICIPALITY

BID/NC062/04/2025–2026

PROJECT NO.35181.11/2025/04

REFURBISHMENT OF TOLWEG SEWER PUMP STATION - CIVIL WORKS

C3.1 Description of the Works

	CONTENTS	PAGES
C3.1.1	General	136
C3.1.2	Scope of Contract	136
C3.1.3	Description of the site and access	136

NAMA-KHOI MUNICIPALITY

BID/NC062/04/2025–2026

PROJECT NO.35181.11/2025/04

REFURBISHMENT OF TOLWEG SEWER PUMP STATION - CIVIL WORKS

C3.1 Description of the Works

C3.1.1 General

The Nama Khoi Local Municipality proposes to refurbish and upgrade the Tolweg sewer pump station in Springbok to a functional state. The pump station frequently experiences break down in the infrastructure resulting in the overflow of raw sewage into the nearby stream.

C3.1.2 Scope of Contract

The works entails the following

- Removal of existing fence,
- Construction of a new clear view type security fence with gates,
- Construction of new operator room complete with ablution facility,
- Construction of new sewer sump with 2 hours emergency storage,
- Construction of new pump housing,
- Construction of associated civil ancillary works,
- Construction of electrical, control and instrumentation work.

C3.1.3 Description of the site and access

Springbok town is nestled in a narrow valley between the high granite domes of the Klein Koperberge Mountain range in the Namaqualand region of the Northern Cape, South Africa. The Tolweg sewer pump station is located north of the town centre opposite the local OK Grocery store on the left-hand side of Tol Street towards the Bersiege settlement. All the sewage generated on the northern side of the town drains to the low point where the pump station is located, which then pumps back into the sewer network draining to the southern side of the town to the Wastewater Treatment Works in Springbok.

NAMA-KHOI MUNICIPALITY**BID/NC062/04/2025–2026****PROJECT NO.35181.11/2025/04****REFURBISHMENT OF TOLWEG SEWER PUMP STATION - CIVIL WORKS****C3.2 Engineering****DRAWINGS ISSUED WITH THIS DOCUMENT**

The following drawings are applicable to the contract and will form part of the Contract Document. The drawings are / or must be attached to this document under C3.5 Annexes.

DWG No.	SHORT DESCRIPTION	SIZE	REVISIONS		
			T0	0	1
	<u>TENDER DRAWINGS:</u>				
35181.11-130-02	GENERAL LAYOUT	A3	07/08/2025		
35181.11-181-01	GATE ELEVATIONS AND SECTIONS	A3	25/07/2025		
35181.11-181-02	FENCING ELEVATION, SECTIONS AND TYPICAL DETAILS	A3	25/07/2025		
35181.11S-201-01	FOUNDATION LAYOUTS, SECTIONS AND DETAILS	A3	24/07/2025		
35181.11-600-01	PLAN VIEW, ELEVATIONS AND SECTIONS	A3	25/07/2025		
35181.11S-300-01	LEGENDS FOR DISTRIBUTION BOARDS	A3	25/07/2025		
35181.11S-311-01	PUMP STATION ELECTRICAL BUILDING SERVICES LAYOU	A3	25/07/2025		
35181.11S-311-02	PUMP STATION ISOLATOR AND WIRE-WAY LAYOUT	A3	25/07/2025		
35181.11-311-03	OPERATOR ROOM ELECTRICAL BUILDING SERVICES	A3	25/07/2025		
35181.11S-312-01	SCHEMATIC LAYOUT OF DB-MCC	A3	25/07/2025		
35181.11S-312-02	SCHEMATIC LAYOUT OF DB-OR	A3	25/07/2025		

NAMA-KHOI MUNICIPALITY

BID/NC062/04/2025–2026

PROJECT NO.35181.11/2025/04

REFURBISHMENT OF TOLWEG SEWER PUMP STATION - CIVIL WORKS

C3.3 Construction

CONTENTS

PAGES

C3.3.1	Standard Specifications.....	139
C3.3.2	Project Specifications	140 –153
C3.3.3	Particular Specifications	154 - 173

NAMA-KHOI MUNICIPALITY

BID/NC062/04/2025–2026

PROJECT NO.35181.11/2025/04

REFURBISHMENT OF TOLWEG SEWER PUMP STATION - CIVIL WORKS

C3.3 CONSTRUCTION

C3.3.1 STANDARD SPECIFICATIONS

The standard specifications on which this contract is based are the **South African National of Standard Standardised for Civil Engineering Construction SANS 1200**. (Note to compiler. "SANS" has been changed to "SANS"; the SANS 1200 specifications are due to be replaced in the foreseeable future by SANS 1200).

Although not bound in nor issued with this Document, the following Sections of the Standardized Specifications of SANS 1200 shall form part of this Contract.

SANS	1200	A	-	1986	:	GENERAL			
SANS	1200	AB	-	1986	:	ENGINEERS OFFICE			
SANS	1200	C	-	1980	:	SITE CLEARANCE			
SANS	1200	DB	-	1989	:	EARTHWORKS (PIPE TRENCHES)			
SANS	1200	D	-	1988	:	EARTHWORKS			
SANS	1200	G	-	1982	:	CONCRETE (STRUCTURAL)			
SANS	1200	H	-	1990	:	STRUCTURAL STEEL WORK			
SANS	1200	HC	-	1988	:	CORROSION PROTECTION OF STRUCTURAL STEELWORK			
SANS	1200	HB	-		:	HANDRAILING AND FLOORS			
SANS	1200	L	-	1983	:	MEDIUM PRESSURE PIPELINES			
SANS	1200	LB	-	1983	:	BEDDING (PIPE)			
SANS	1123		-	2015	:	PIPE FLANGES			
SABS	1215		-	1984	:	CONCRETE MASONRY UNITS			
SABS	227		-	1986	:	MASONRY UNITS OF BURNT CLAY			
SANS	10400		-	2010	:	APPLICATION OF NATIONAL BUILDING REGULATIONS			
SANS	2001	CC2	-	2007	:	CONCRETE WORKS (MINOR WORKS)			
SANS	2001	CM1	-	2007	:	MASONRY WALLING			
SANS	2001	EM1	-	2007	:	CEMENT PLASTER			
SANS	1200	MJ	-	1984	:	SEGMENTED PAVING			

NAMA-KHOI MUNICIPALITY

BID/NC062/04/2025–2026

PROJECT NO.35181.11/2025/04

REFURBISHMENT OF TOLWEG SEWER PUMP STATION - CIVIL WORKS

C3.3.2 PROJECT SPECIFICATIONS

C3.3.2.1 VARIATION AND ADDITIONAL CLAUSES TO THE STANDARD SPECIFICATION LISTED IN THE LIST OF SPECIFICATIONS

PSA GENERAL (SANS 1200A)

PSA5 CONSTRUCTION

PSA5.1 Setting out of the Works

The Contractor shall inform the Engineer of any conflict between the position of any part of the Works and an existing feature. The setting out of the Works is the Contractor's responsibility.

PSA5.2 Accommodation of traffic

The Contractor shall provide and maintain all temporary road signs, etc. that are necessary for the normal safe flow of traffic (vehicles and pedestrians).

PSA5.3 Existing services

All services shall be treated as live until proven otherwise. The Contractor shall not commence work in an area until proper arrangements have been made for supervision of the work by the relevant authority.

The Contractor shall give assistance to service authorities with the location, protection and relocation of services controlled by that authority.

PSA7 TESTING

PSA7.1 Testing Principles

Test results must comply with the minimum prescribed specifications and no statistical evaluations will be accepted

PSA8 MEASUREMENT AND PAYMENT

PSA8.2 Dealing with storm water

The cost of controlling storm water will be held to be included for in the tendered sums for Items (A1, B1 and C1) and (A, B2 and C2) and no separate payment will be made for this work.

PSA8.3 Dealing with existing services

The following works that are executed by the Contractor on the instruction of the Engineer will be measured and paid for under "Daywork" rates.

- (i) All additional work to locate and expose the existing service if the existing service is situated further than 2.0 m from the position indicated, (i.e., excluding the initial work within 2.0 m from the indicated position).
- (ii) Work that is carried out by the Contractor with regard to existing services that are not indicated on the drawings and for which the Employer will carry the cost according to Subclause 5.4.

PSA8.4 Testing of Materials

The Engineer reserves the right to carry out any test he deems necessary using commercial laboratories to ensure compliance of the materials supplied for use in the works with the requirements of the applicable SANS 1200 specification, or to ensure that the standard of workmanship meets the requirements of the Specification.

In the event of these check tests not meeting the requirements of the Specification, the cost of such tests shall be for the Contractor's account. If the tests meet with the requirements of the Specification, the Contractor will be required to pay the account of the laboratory concerned, but such payments will be recoverable under the provisional sum allowed for in the Bills of Quantities. The Contractor's tendered mark-up must allow for arranging the necessary testing and for payment, if applicable, through the contract.

PSA8.6 Miscellaneous

An item, which, in the payment clause column of the Bills of Quantities, refers to this clause (PSA8-5), will be measured in the unit scheduled. Any item omitted, the sum or rate for such item shall cover the cost of all material, labour and plant to execute and complete the work as specified, described in the Bills of Quantities or shown on the drawing(s). Any items omitted in the schedule to complete the work successfully must either be allowed for in the rate or a separate item should be entered if so required.

PSA8.8 Temporary Works

PSA8.8.1 Main Access to Site

Add the following:

There will be no payment for the construction of a temporary gravel road or the maintenance of the existing road on the site. The contractor must make sure that any costs to access the site is included in item (A1, B1 and C1) and (A2, B2 and C2) in the Bill of Quantities of the contract data.

PSA8.8.4 Existing Services

Add the following:

"For the exposure of existing services, an item for the excavation of soft material by hand in cubic meters has been provided for. The tariffs include all necessary payments for the excavation as instructed by the engineer. The tariffs will also include the backfilling and compacting of the materials, the transport of all surplus material, the safeguard of the excavations and any other works necessary to complete the works. Transport of up to 0.5 kilometres of the material will be included in the tariffs.

ENGINEERS OFFICE (SANS 1200AB)

PSAB3 MATERIALS

PSAB3.1 Facilities for the Engineer

a) **Name boards**

The Contractor shall supply and erect, to the satisfaction of the Engineer, two project boards as shown on relevant drawings.

PSAB4 PLANT

PSAB4.1 Survey equipment

The Contractor shall provide the following survey equipment for use by the Engineer.

- a) Automatic level with tripod and staff
- b) All steel and wood pegs, concrete, hammers, picks, etc that the Engineer may require.
- c) Steel tape of length 50 m.
- d) Measuring wheel
- e) At least one survey assistants
- f) Safety and Medical Emergency Equipment etc.

PSC	SITE CLEARANCE
PSC5	CONSTRUCTION
PSC5.1	Disposal of material (Subclause 3.1)
	Material obtained from demolishing and unwanted excavated material, shall be disposed of away from the site as indicated by the engineer.
PSD	EARTHWORKS
PSD3	MATERIAL
PSD3.1	Method of classifying (Subclause 3.1.1)
	Add the following:
	"The classification of material other than 'soft excavation' shall be agreed upon before excavation may commence. The Contractor shall immediately inform the Engineer if and when the nature of the material being excavated changes to such an extent that a new classification is warranted for further excavation. Failure on the part of the Contractor to advise the Engineer in good time shall entitle the Engineer to reclassify, at his discretion, such excavated material."
PSD3.2	Method of classifying (Subclause 3.1.2)
	Notwithstanding the provisions of Subclause 3.1.2, the materials excavated, other than hard rock, will not be classified for the purposes of measurement and payment. The unit rate for excavation shall cover the cost of excavation in all materials with the only extra-over items payable being those for excavation in hard rock.
PSD3.2.3	Material suitable for backfill or fill against structures
	Replace the contents of this Subclause with the following:
	"Material used for backfill behind structures shall generally be the material excavated, subject to the following conditions: (a) The material shall not contain an excessive number of stones retained on a 50 mm sieve. (b) The material shall not contain large clay lumps that do not break up under the action of the compaction equipment; and (c) The liquid limit of the material shall not exceed 40, neither shall the PI exceed 18."
PSD5	CONSTRUCTION
PSD5.2	Methods and Procedures
PSD5.2.2	Excavation
PSD5.2.2.1	Excavation for general earthworks and for structures (Subclause 5.2.2.1)
	Add the following to paragraph (b): "When the nature of the material precludes the above procedure, additional excavations shall be carried out to provide working space for the erection of formwork. In general, payment will be made for excavating a working width of 600 mm, but the Contractor may excavate a greater working width at no additional cost to the Employer."
	Replace the first sentence of the paragraph (e) with the following:
	"Where excavations have been carried below the authorised levels, the Contractor shall backfill such excavations to the correct level with approved gravel compacted to 90% of modified AASHTO density or to the density of the surrounding material, whichever is the higher density. Where excavations for structures have been carried out in hard material, the Engineer may direct that over-excavation be backfilled with weak concrete if there is a danger of settlement or differential settlement of the foundations. Where the sides of excavations against which concrete is to be cast have been over-excavated or have collapsed partially, the Contractor shall retrim the excavations if necessary and, unless other

remedial measures are agreed to by the Engineer, shall cast the concrete for the structure, including the additional concrete that may be required as a result of the over-excavation or partial collapse. The cost of the additional concrete or remedial measures shall be for the Contractor's account."

PSD7 TESTING

PSD7.1 Testing and compaction of backfill to trenches and reinstatement of surfaces (Sub-Clause 7.1)

The Contractor must furnish the Engineer with compaction tests results to prove that the compaction comply to the prescribed density. No single test result, which is below the specified density, will be accepted.

PSD8 MEASUREMENT AND PAYMENT

PSD8.1 Excavation (Sub Clause 8.3.2)

The rates for excavation shall include the cost of battery of deep excavations to comply with the latest OSH Act.

The rates for bulk excavations shall also cover all costs of density testing, to be borne by the Contractor as specified in PSD7.1 and the provision of suitable backfill material from other excavations where required.

PSDB EARTHWORKS (PIPE TRENCHES)

PSDB3 MATERIAL

PSDB3.1 Method of classifying (Sub clause 3.1.1)

The Contractor may use any method he chooses to excavate any class of material, but his chosen method of excavation **shall not determine** the classification of the excavation. The Engineer or his Representative will decide on the classification of the materials. In the first instance the classification will be based on inspection of the material to be excavated and on the criteria given in PSD3.2.

PSDB3.2 Classification of excavation (Sub clause 3.1.2)

All material encountered in any excavations for any purpose including restricted excavation will be classified as follows:

a) **Hard rock excavation**

Hard rock excavation shall be excavation in material (including boulders exceeding 0.15 cubic metres in individual volume) that cannot be efficiently removed without blasting or without wedging and splitting or be in material, which cannot be excavated by a loader/backhoe or by a scraper without prior ripping.

b) **Intermediate excavation**

Intermediate material will not be measured on this contract.

c) **Soft excavation**

Soft excavation shall be all material not falling into the category of hard rock or calcrete excavation.

PSDB 3.3 Selected Granular Material

Add the following:

"Where appropriate materials for backfilling is available in layers of 150 millimetres or more, the materials will be separated from the other materials for backfilling

PSDB 3.5 Backfilling Material

PSDB 3.5.2 Disposal of Surplus Material

Add the following:

The Engineer will decide which materials are unsuitable for backfilling. The rest of the materials must be disposed at a site as indicated by the engineer

PSDB5 CONSTRUCTION

PSDB5.2 Minimum Base Widths

<u>Outside diameter of pipe, mm</u>		<u>Side allowance on both sides, mm</u>
<u>Above</u>	<u>To</u>	<u>Sides mm</u>
-	125	300
125	700	300
700	1000	400
1000	2000	500
2000	-	600

PSDB5.3 Existing services

The Contractor shall bear the full cost of the repairs to any existing services damaged because of the Contractors activities.

PSDB5.4 Dust

The Contractor is responsible for the control of excessive dusty conditions due to the construction procedures. The Contractor shall also be held responsible for any claims that might arise. The Contractor to allow for regular watering of areas to control dust.

PSDB5.9 Road Traffic Control

Add the following to D5.1.6

- a) Sufficient road signs must be erected in such a way the motorists will be warned in time of works, e.g. at the closing of a street sufficient signs to direct traffic must be erected at the preceding intersection.
- b) Bypasses and/or road signs shall be provided and/or erected at all locations where the free flow of traffic is obstructed and shall be approved by the Engineer before the commencement of construction. Where main roads are crossed, detours and temporary traffic signs must be provided as shown on the attached drawings.
- c) Where a trench crosses a street or any place where a trench crosses the direction of traffic flow, drums must be placed in the street and not just along the sides of the street with danger tape in between.
- d) Danger tape must be put up between drums and tied around the drums.
- e) Drums must be filled with stones. The spacing of drums must be in such a way (maximum 5m) that they are visible from all directions.
- f) Sufficient safety measures must be utilized for pedestrians.

PSDB5.10 Areas subject to traffic loads (Subclasses 3.5(b) and 5.7.2)

All trenches within the road reserves will be considered to be subject to traffic loads and the backfill material and compaction in these trenches shall comply with the requirements of Sub clauses 3.5(b) and

PSDB5.11 Suitable backfill material

It is likely that some of the material excavated from the trenches will not comply with Sub clauses 3.5 and 4.6.2. Suitable material from other sections along the pipe route shall be used to complete the backfilling to these trenches. The unsuitable material shall be removed from site and spoiled at the designated spoil site as indicated by the Engineer.

PSDB7 TESTING

PSDB7.1 Testing and compaction of backfill to trenches and reinstatement of surfaces (Sub-Clause 7.1)

The Contractor must furnish the Engineer with compaction tests results to prove that the compaction comply to the prescribed density. No single test result, which is below the specified density, will be accepted.

PSDB8 MEASUREMENT AND PAYMENT

PSDB8.1 Excavation (Sub Clause 8.3.2)

The rates for excavation shall include the cost of battery of deep excavations to comply with the latest OSH Act.

The rates for excavation of trenches shall also cover all costs of density testing to be borne by the Contractor as specified in PSDB7.1 and the provision of suitable backfill material from other excavations where required.

PSG CONCRETE (STRUCTURAL) (SANS 1200 G)

PSG2 Interpretations

PSG2.1 Definitions (Subclause 2.3)

Under (a) add:

A Constructional joint: a joint required on account of constraints or convenience in the method of construction and that is not a movement, contraction or expansion joint.

PSG2.2 Exposure Condition (Subclause 2.4.1)

All Concrete on the Works shall be as specified for severe exposure condition.

PSG2.3 Strength Concrete (Subclause 2.4.2)

Grade 30MPa/19mm means strength concrete grade 30 MPa with 19 mm stone.

PSG2.4 Joints

Notwithstanding Subclause 2.4.3, designed joints will only be joints that are shown on the drawings. Any other joints that are required by the contractor as a result of his construction constraints or for any other reason, whether approved by the Engineer or not, will not be considered to be designated joints as defined in Subclause 2.4.3, i.e. they will be considered to be non-designated joints.

PSG3 MATERIALS

PSG3.1 Cement (Subclause 3.2)

All cement used in the works shall be ordinary Portland cement complying with SANS 471.

PSG3.2 Storage (Subclause 3.2.3)

Cement shall be used in the order in which it is received. Unless approved by the Engineer, cement kept in storage for longer than 8 weeks shall not be used in the Works. Any cement that contains lumps that cannot easily be crumbled to powder between the fingers may not be used.

PSG3.3 Water (Subclause 3.3)

Only potable water from an approved source may be used for mixing concrete.

PSG3.4 Aggregate (Subclause 3.4)

The nominal stone size specified in the concrete grade (e.g. 30 MPa/40 mm) shall mean stone conforming to the grading specified in SANS 1083 for the nearest equivalent size, i.e. 40 mm means stone that complies with SANS 1083 for 37,5 mm size. Aggregates with a shrinkage higher than 130% will not be allowed.

- PSG 3.4.1 Coarse Aggregate
- PSG 3.4.1.1 Coarse Aggregate must comply with the 10%FACT requirements set for durability.
- PSG 3.4.1.2 The nominal aggregate size is the smallest of the 37.5-millimetre maximum particle size and 25% of the slab thickness.
- PSG 3.4.1.3 If the nominal aggregate size is larger than 26.5 millimetres, the coarse aggregate must consist of a mixture of aggregates larger than 26.5 millimetres and aggregates smaller than 26.5 millimetres.
- PSG 3.4.2 Fine aggregate
- PSG 3.4.2.1 Fine aggregate may not contain more than 40% Silicon particles.
- PSG 3.4.2.2 Adjustments must be made to the mixture design if the Fineness Modulus of the fine aggregates varies more than $\pm 0, 2$ during construction.
- PSG 3.4.3 Mixture Design
- A complete concrete mixture design must be submitted to the Engineer for approval before the commencement of the works.
- The Contractor must have sufficient cube moulds to make test cubes on a daily base on request of the Engineer.
- Care must be taken with the design of the mixture, to limit bleeding to a minimum. Special attention must be given to the fine aggregate if bleeding occurs.
- PSG3.5 **Samples (Subclause 3.4)**
- At least one month before commencement of concrete work the contractor shall supply, at his own cost, provide representative samples to the engineer of the aggregates he intends using, together with certificates from an approved laboratory indicating that the aggregates comply with the specifications. Approximately 50 kg of each sample of aggregate shall be supplied.
- After approval, these samples shall be taken as standard for the agreed aggregates to be used in the Works. If at any time during the course of the Contract the Engineer considers that there has been any deviation from the approved standard the contractor shall submit further tested samples of material to the Engineer for approval.
- PSG3.7 **Admixtures (Subclause 3.5.1)**
- The use of admixtures will be subject to the approval of the Engineer.
- The information listed in Subclause 3.5.1 shall be provided.
- PSG4 **PLANT**
- PSG4.1 **Mixing plant and vibrators (Subclauses 4.3 and 4.4)**
- Standby mixers and vibrators of adequate capacity and with an independent power unit. Unit shall be maintained on site for immediate use in the event of breakdown of the regular mixers or vibrators or failure of the power supply.
- PSG4.2 **Formwork Ties (Subclause 4.5.3)**
- The use of sleeves for formwork ties through the walls of water-retaining structures will not be permitted. Ties, when cast in, shall have some form of positive anchorage to prevent any rotation when loosening formwork.
- PSG4.3 **Formwork: Chamfers and Fillets**
- Air exposed external angles in concrete work shall have 25mm x 25mm chamfers unless otherwise specified or ordered, but the top edge of a slab that is to receive an applied finish, shall not be chamfered.
- Internal corners in concrete work need not have fillets unless such fillets have been specified on the drawings or ordered by the Engineer.

PSG4.4 Water-bath

A temperature-controlled water-bath shall be provided on site. The water-bath shall be located under cover.

PSG5 CONSTRUCTION

PSG5.1 REINFORCEMENT

PSG5.1.1 Fixing (Subclause 5.1.2)

Fixing of reinforcing bars by welding and heating of bars will not be permitted.

PSG5.1.2 Spacers

Spacers of approved design include approved plastic or other proprietary spacers, or purpose made precast mortar blocks.

Where mortar blocks are being used, they shall be properly shaped so as to slip out of position and shall be made of the same mix as the mortar of the concrete in which they are to be placed. The mortar shall be well compacted by approved means into the moulds to result in blocks with a density of at least 2 300 kg/m³; and which are free from honeycombing. The mortar blocks shall be cured in water for at least 7 days. Blocks which have not been manufactured and cured strictly in accordance with these requirements, or which are in any other way considered unsatisfactory by the Engineer, will be rejected and shall be removed from the site.

PSG5.1.3 Cover (Subclause 5.1.3)

In Subclause 5.1.3(a) amend the words bar or stirrup to read: bar, secondary reinforcement, tie stirrup, tying-wire knots or wire ends.

Add to Subclause 5.1.3: (a) Tying wire may not encroach on the specified minimum cover by more than a single strand thickness. The cover to steel reinforcement shall not be less than 40 mm.

PSG5.2 FORMWORK

PSG5.2.1 Classification of finishes (Subclause 5.2.1)

Formwork for formed concrete surfaces against which backfill will be placed shall be rough. Formwork for formed concrete surfaces shall be smooth, except where otherwise specified.

PSG5.2.2 Special Smooth Finish

All concrete surfaces that will be exposed above the final ground levels shall have a special smooth finish to a Degree of Accuracy I. The formwork used shall be high-grade, unblemished and regular in size. Formwork ties shall be placed in a regular pattern. The special smooth finish shall be an off-shutter finish to the concrete such that no after treatment is required other than at the positions of formwork ties.

PSG5.3 CONCRETE

PSG5.3.1 General (Subclause 5.5.1.1)

The concrete mix design for strength concrete must be prepared in an approved laboratory and the results of actual test mixes must be submitted for approval together with 7-day and 28-day strength test results. Special attention is drawn to the fact that the concrete mix used for water retaining structures must provide a very dense and impervious concrete.

No concrete shall be cast until the mix designs have been approved by the Engineer. The Engineer may call for revised mix designs at any stage during the Contract.

PSG5.3.2 Slump (Subclause 5.5.1.2)

The slump for vibrated concrete shall be a minimum of 30 millimetres and a maximum of 70 millimetres , and for hand-placed concrete, a minimum of 70 millimetres and a maximum of 120 millimetres.

PSG5.3.3 Workability (Subclause 5.5.1.3)

If the necessary compaction of the concrete cannot be obtained, a better-quality aggregate must be used. The use of more water or any addition of admixtures may not be considered without the written permission of the engineer.

PSG5.3.4 Chloride Content (Subclause 5.5.1.4)

With reference to Table 4, efflorescence will not be acceptable on any exposed concrete surface.

PSG5.3.5 Durability (Subclause 5.5.1.5)

Add the following

"The water/cement ratio of all concrete mixes will not be more than 0,53."

PSG5.3.6 Strength Concrete (Subclause 5.5.1.7)

With the exception of mixes weaker than 15MPa, all concrete for structural units/the Works shall be considered to be strength concrete in terms of Subclause 5.5.1.7. All structural concrete shall be according to the prescribed strengths.

PSG5.3.7 Strength Concrete (Subclause 5.5.3.1)

Add the following

"If concrete is mixed by hand, the limit of the quantity of one single mix will be 0,25 cubic meters. Mixing will take place on a waterproof surface. The Cement and Sand will be mixed thoroughly before the addition of stone particles, where after the water will be added last.

PSG5.3.8 Prevention and repair of plastic shrinkage cracks

The contractor shall take whatever measures are necessary to prevent plastic shrinkage cracking in the concrete. Particularly on dry windy days or hot sunny days the contractor shall make provision for fine spraying of the concrete and covering with black plastic sheeting. It may be necessary to change the aggregates or the concrete mix proportions.

If plastic shrinkage cracking occurs, the cracks shall be closed up by re-vibrating the concrete with a poker vibrator, within about three hours of casting. Once the cracks have been closed, the concrete shall be kept thoroughly wet, or covered with plastic sheeting for at least a further three hours.

PSG5.4 CONSTRUCTION JOINTS (SUBCLAUSE 5.5.7)

PSG5.4.1 General

The edge of joints, exposed to view in the finished structure, shall be formed with suitable beads to provide a straight edge true to line and level. As soon as practical, but not before 15 hours after placing, the construction joint surface shall be prepared to receive fresh concrete. This preparation, as specified in 5.5.7.3(a) to (d), shall be such as to improve all laitance or inert and strength less material which may have formed and the specified chipping or sand blasting, shall be such as to produce a roughened surface all over.

When concreting is interrupted, concrete surfaces shall be protected from the sun as specified in Subclause 5.5.8(d) of by means of hessian kept damp until concreting is resumed.

PSG5.4.2 Formed Joints (Generally vertical or near vertical)

Formed joints will be considered to be designated joints as defined in Subclause 2.4.3.
(The forming of a straight edge to a joint as specified in PSG5-4,1 does not constitute a formed joint).

Each joint shall be formed as shown on the drawings, complete with shear keys rebates, waffle formwork, V-feature, water stops, Flexcell or similar joint filler, dowel bars and their PVC tubes, etc. as indicated.

PSG5.5 CURING AND PROTECTION (SUBCLAUSE 5.5.8)

PSG5.5.2 Formed Surfaces

In order to improve the effectiveness of the curing treatment, the specified minimum time for the removal of the formwork shall be four days.

PSG5.5.3 Curing Compound

The use of membrane curing compounds will be allowed on vertical faces or steeply inclined faces (i.e. steeper than 45° to the horizontal) of cast in-situ members of the structures subject to the contractor producing sufficient, satisfactory cube crushing strength test results where the crushing strength of cubes which have been cured with the proposed curing membrane and left exposed to the elements are compared with those of an equal number of water cured cubes. The crushing strength of the cubes cured with the proposed membrane shall be at least 85% of the crushing strength of the water cured cubes.

The timing of power-floating is critical to its success. Power-floating steel shall not commence until the concrete can support the weight of a man without indentation and until the moisture sheen has disappeared. Thus several hours will have to elapse after concreting has been completed before this operation can commence. Night work may therefore be required.

This main objective of power floating the mortar skim on the no-fines under drainage layer is to achieve a plane, smooth surface. This need not be dense.

PSG5.6 CONCRETE SURFACES (SUBCLAUSE 5.5.10)

PSG5.6.1 Screeded finish

After placing and compacting, the concrete on a top (unformed) surface shall be struck off with a template to the designated grades and tampered with a tamping board to compact the surface thoroughly and to bring mortar to the surface, leaving the surface slightly ridged but generally at the required elevation. No mortar shall be added, and noticeable surface irregularities caused by the displacement of coarse aggregate shall be made good by re-screeding after the interfering aggregate has been removed or tampered.

PSG5.6.2 Wood-floated finish (Subclause 5.5.10.1)

Where wood-floating is ordered or scheduled, the surface shall first be given a finish as specified in PSG5.6.1 and, after the concrete has hardened sufficiently, it shall be wood-floated, either by hand or machine, only sufficiently to produce a uniform surface free from screeding marks.

PSG5.6.3 Steel-floated finish

Where steel-floating is specified or scheduled, the surface shall be treated as specified in PSG5.6.1 except that, when the moisture film has disappeared and the concrete has hardened sufficiently to prevent laitance from being worked to the surface, the screeded surface shall be steel-trowelled under firm pressure to produce a dense, smooth uniform surface free from trowel marks.

PSG5.6.4 Power float finish

Where power floating is specified or scheduled the surface shall be treated as specified in PSG5.6.2 except that when the moisture film has disappeared, and the concrete has hardened sufficiently to prevent laitance from being worked in the surface, the screeded surface shall be power floated to produce dense, smooth and uniform surface free of all trowel marks. In corners and areas of restricted access the concrete surface shall be finished by steel floating in accordance in PSG5.6.1.

The timing of power-floating is critical to its success. Power-floating steel shall not commence until the concrete can support the weight of a man without indentation and until the moisture sheen has disappeared. Thus several hours will have to elapse after concreting has been completed before this operation can commence. Night work may therefore be required.

The main object of power floating the mortar skim on the no-fines underdrainage layer is to achieve a plane, smooth surface. This needs to be done.

PSG5.6.5 Broom-swept finish

Where broom-swept finish is specified, the surface shall be treated as specified in PSG5.6.2 and hereafter swept transversely (to the direction of the roadway paving) with a stiff bristle broom to produce an approved no-skid finish.

PSG5.6.6 GRANOLITHIC SCREEDS

PSG5.6.61 General

Before placing any granolithic screeds, the base concrete shall be chipped to expose the aggregate over 100% of the area to be screeded and soaked with water for at least 24 hours.

The base concrete shall be thoroughly cleaned by scrubbing and all standing water removed after soaking. A 1:2 cement/sand grout shall then be brushed into the prepared surface followed by the granolithic screed before the grout sets. The granolithic screed shall be of the driest feasible consistency with a slump not exceeding 50mm and shall be formed true to profile and shape as required and shown on drawings. Before placing granolithic screed against and adjacent band of granolithic screed the edge of the latter shall be prepared by chipping back to firm material, wire brushing and brushing with grout as for the base concrete.

Granolithic screed shall be compacted to remove all air and shall be screeded and finished with a steel trowel to Degree of Accuracy 1.

The trowelling shall be carried out in the following stages: -

- a) First – as soon as the granolithic screed has been compacted and screeded.
- b) Second – after 2 hours to close the surface and remove laitance.
- c) Third – after a further 24 hours.

The time intervals are estimated as appropriate to normal temperature conditions and shall be varied by the Contractor to ensure a smooth dense finish.

Granolithic screed shall be cured as specified in Subclause 5.5.8(b) but shall additionally be protected from direct sunlight and drying winds as it is being placed.

All screeding necessary to accommodate mechanical equipment shall be done under the equipment supplier's supervision and in strict accordance with his instructions. It shall be commenced as soon as the equipment supplier give notice on completion of erection and shall be finished expeditiously.

The Contractor shall make good any damage to the mechanical equipment resulting from his personnel not following the supplier's instructions. Any spillage on the equipment shall be cleaned off immediately.

PSG8 MEASUREMENT AND PAYMENT

PSG8.1 Reinforcement (Subclause 8.1.2.2 and 8.1.2.3)

Notwithstanding the method of measuring and paying for reinforcement specified in Subclause 8.1.2.2 and 8.1.2.3, reinforcement will be measured and paid for as scheduled.

PSG8.2 Concrete (Subclause 8.1.3.3)

The rates for concrete shall also cover:

- 1. The cost of the preparation of design mixes by an approved laboratory and submission for approval by the Engineer (PSG5-3.1)
- 2. The cost of non-designated joints (PSG2-2, 4)
- 3. Screeded finish of unformed surface as specified in PSG5-6,1 and
- 4. Wood-floated finish to exposed surfaces as specified in PSG5-6,2

PSG8.3 Joints (Subclause 8.5)

Only designated joints as shown on the drawings will be measured for payment according to the length of each type of joint constructed (PSG2-4). The rate shall cost of all materials, labour and plant required to construct each type of joint specified on the drawings, including the cost of all shuttering, treatment of the joint as specified in Subclause 5.5.7.3, the provision of chamfers as specified where concrete is exposed, as well as testing the repairing where necessary.

Non-designated joints will not be measured for payment.

PSG8.4 Formed joints

Formed joints will be measured by the plan area of the joint.

The rates shall cover the cost of all operations and materials specified in Subclause 5.5.7 and PSG5-4,2, and detailed on the drawings such as joint filler, dowel bars and tubes, bitumen coats, etc, but excluding water stops or water bars. Water stops and water bars will be measured by length separately for each type.

PSG8.5 Formwork

PSG8.5.1 Edges of Blinding Layer

No separate payment will be made for formwork to the edge of the blinding layer. The rates tendered for concrete to be blinding layer shall cover the cost of such formwork.

PSG8.5.2 Kickers

Formwork to the edges of kickers will be measured as plain vertical or plain circular as applicable (not as narrow widths).

PSG8.6 Unformed Surface Finishes (Subclause 8.4.4)

The rates for unformed surface finishes shall cover the cost of providing the respective surface finish as specified in PSG5-6.

PSG8.7 Holding Down Bolts

Fixing of holding down bolts will be measured by number. The rate shall cover the cost of all things necessary to ensure that the bolts are effectively and rigidly held in position during casting, complete with sleeved pockets, all as detailed on the drawings.

PSG8.8 Grouting

Grouting of base plates and equipment bases will be measured by the volume of grout used.

The rate shall cover the cost of the supply and floating in the grout under the plates to ensure solid and complete filling of the gap.

PSG8.9 Items cast in concrete

Items cast in concrete will be measured by number separately for each type of item.

Notwithstanding Sub clause 8.2.6, the rate shall cover the cost of fixing in position and casting in the item as construction proceeds, irrespective of whether the Contractor chooses to fix the item in the formwork and cast it in directly or to box out a hole and group the item in subsequently.

The item will be measured and paid separately.

PSH STRUCTURAL STEEL WORK (SANS 1200 H)

PSH3 Materials

PSH3-1 Structural Steel. (Sub-clause 3.1.1)

Grade S355JR steel shall be used for all structural steelwork.

PSH3-3

Bolts

All nuts, bolts and washers used shall be of ISO Metric Grade 8.8 mild steel unless otherwise specified as per SABS 135 :1989.

PSH5

Construction

PSH5-1

Welders (Sub-clause 5.3.5)

All welding shall be done by, or under the direct supervision of coded welders.

PSH5-2

Shop Details

The Contractor shall provide shop details, in terms of Sub-clause 5.1.2, for the steel superstructure units. The drawings shall be submitted for approval at least 2 weeks prior to commencement of fabrication.

PSH5-3

Protective Treatment (Sub-clause 5.3.9)

PSH5-3.1

Corrosion protection

Corrosion protection shall be in accordance with SABS 1200 HC as amended in PSHC 5.

PSH5-4

Erection of Steel Columns

The steel columns shall be accurately aligned and leveled using a system of locking units to hold the columns in their correct positions.

PSH8

Measurement and Payment

PSH8-1

Structural Steelwork and Corrosion Protection

Handrails, Walkways and ladders will be measured separately by number, length or area, as scheduled. Structural steelwork will be measured and paid by lump sum. The rates tendered shall include for the production of shop drawings, supply, fabrication, corrosion protection, transportation and erection of the structural steelwork and crawl beams. All plant, labour and materials necessary for the proper completion of the structural steelwork, including fixing it to the concrete plinths, shall be included.

PSL

MEDIUM-PRESSURE PIPELINES (SANS 1200 L)

PSL3

MATERIALS

PSL3.1

General

The water pipeline shall be the blue uPVC type, class 9 (9 bar) with rubber joints (Z-joints). **“No joints may be glued or welded;”** Proof of SANS certificates must be provided beforehand in which the quality of the pipes is confirmed. Quantities of different types and classes of pipe must be confirmed with the Engineer before final quantities are ordered.

PSL3.3

STEEL-, CAST IRON AND METAL PIPES AND SPECIALS

PSL3.3.1

General

The working pressure for a special shall not be less than the highest working pressure in any adjacent pipe or fitting.

All steel, cast iron and metal parts of pipes and fittings which are installed underground must be wrapped with “Denso inner and outer uPVC tape” or similar approved material which is approved by the Engineer. All steel pipe pieces which are provided with screw-thread must be produced from stainless steel type 316.

All steel pipes and steel accessories shall be "hot dip galvanised" as by the standard SANS 763 specifications prescribed.

PSL3.8.3 Flanges and Accessories

Add the following:

Flanges shall comply with SABS 1123 and have a minimum working pressure of 1 600 kPa, except where otherwise indicated. Holes shall be drilled to Table 16 SABS 1123.

Any item of pipe work or special or valve, of which the flanges are incorrectly drilled, will be rejected. The reaming of bolt-holes to oversized dimensions to enable a particular item to fit will not be allowed.

All flanges shall be provided complete with bolts, nuts, washers and rubber O-rings or fibre insertions, as appropriate. Compressed asbestos fibre insertions shall be not less than 1, 5 mm thick and shall comply with BS 2815 Grade B.

PSL3.8.4 Loose Flanges

Add the following:

"Bolts and nuts must be of electroplated steel type and must comply with the applicable requirements of SANS 135."

PSL4 PLANT

PSL 4.3 TESTING

PSL 4.3.1 Add the following:

The contractor must see to it that all test apparatus must be in a safe working condition. Calibration certificates of the pressure meters must be provided before any tests are accepted. The contractor must make his own arrangements to get water for testing. All water costs for testing purposes must be included in the rate for the installation of the pipes.

PSLB BEDDING (PIPES) (SANS LB)

PSLB3 MATERIALS

PSLB3.1 Bedding (Sub Clause 3.3)

The bedding will be of the Class C type. Bedding and Blanket materials will only be imported if the materials from excavation are not suitable.

PSLB8 MEASUREMENT AND PAYMENT

PSLB8.1 Volume of bedding material (Sub Clause 8.1.3)

The volume of imported bedding material will be measured net, excluding the volume occupied by the pipe.

NAMA-KHOI MUNICIPALITY

BID/NC062/04/2025–2026

PROJECT NO.35181.11/2025/04

REFURBISHMENT OF TOLWEG SEWER PUMP STATION - CIVIL WORKS

C3.3.3 PARTICULAR SPECIFICATIONS

C3.3.3.1 PM: MASONRY

C3.3.3.2 PHS: HEALTH AND SAFETY SPECIFICATION

C3.3.3.3 GENERIC LABOUR – INTENSIVE SPECIFICATION

PM MASONRY

PM 1 Scope

Materials, construction method and workmanship desired for masonry are explained in this section. All activities in connection with masonry and plaster of structures are treated.

PM 2 Material

The building-sand for mortar must comply with specification for sand for concrete, on condition that all the sand can be screened through a 2,4mm screen.

The cement for mortar must comply with the same specification as for cement in concrete.

Quality bricks should be thoroughly burnt to be hard and durable. A hard ringing sound emitted when two bricks are struck together, indicates that bricks were well burnt. The bricks should be true to size and shape, with straight edges and even surfaces. Bricks must comply with the requirements as stipulated in the latest edition of SABS 227.

Platforms for mixing, wheel barrows and pans which come in contact with the mortar must be clean, watertight and none absorbed before any mortar is placed on or in it.

PM 3 Brickwork

All brickwork must be done in English Bond and no false headers may be used.

Bricks must be soaked in water before immediate use and the previous layer must also be well wet before the next layer is mortared. Bricks must be well embedded in the mortar and all the joints of each layer of bricks must be well cocked. Joints may under no circumstances be thicker than 10mm and all vertical joint and corners must be plumb.

PM 4 Mortar

Measurements for mixing of mortar must be done volume units. Five units of sand to one unit of Portland cement for masonry and plaster of walls and three units of sand to one unit of Portland cement for the plaster of concrete ceilings and beams, if not otherwise stipulated.

The ingredients must be dry mixed until the mixture is uniform in colour and appearance. There after water must be added with fine spray and the ingredients must be thoroughly mixed.

PHS HEALTH AND SAFETY SPECIFICATION

CONTENTS

SPEC BVH&S000	DEFINITIONS AND ABBREVIATIONS
SPEC BVH&S001	BACKGROUND
SPEC BVH&S002	SCOPE OF WORK
SPEC BVH&S003	OCCUPATIONAL HEALTH & SAFETY MANAGEMENT
SPEC BVH&S004	PROJECT/SITE SPECIFIC REQUIREMENTS

SPEC BVH&S000 DEFINITIONS AND ABBREVIATIONS

“Act” – means the Occupational Health and Safety Act, 1993 (Act No. 85 of 1993)

“AIA” – means an Inspection Authority approved by the chief inspector: Provided that an inspection authority approved by the chief inspector with respect to any particular service shall be an Approved Inspection Authority with respect to that service only;

“Client” – means any person for whom construction work is performed;

“Client’s Construction Health and Safety Agent (Pr. CHSA)” – SHE Group, 5 Walter Sisulu Drive, Bloemfontein, 9301 represented by Francois du Toit / Jack Farao;

“Competent person” – means any person having the knowledge, training, experience and qualifications specific to the work or task being performed;

“Construction manager” means a competent person responsible for the management of the physical construction processes and the coordination, administration and management of resources on a construction site;

“Construction site” means a work place where construction work is being performed;

“Construction work” means any work in connection with –

- (a) the erection, maintenance, alteration, renovation, repair, demolition or dismantling of or addition to a building or any similar structure;
- (b) the installation, erection, dismantling or maintenance of a fixed plant where such work includes the risk of a person falling;
- (c) the moving of earth, clearing of land, the making of an excavation, piling, or any similar type of work;

“Contractor” – means an employer, as defined in section 1 of the Occupational Health and Safety Act, who performs construction work and includes principal contractors;

“Designer” means-

- (a) a competent person who-
 - (i) prepares a design;
 - (ii) checks and approves a design;
- (4) arranges for a person at work under his or her control to prepare a design, including an employee of that person where he or she is the employer; or
 - (iv) designs temporary work, including its components;
- (b) an architect or engineer contributing to, or having overall responsibility for a design;
- (c) a building services engineer designing details for fixed plant;
- (d) a surveyor specifying articles or drawing up specifications;

- (c) a contractor carrying out design work as part of a design and building project; or an interior designer, shop-fitter or landscape architect;

“Disaster Management Act” – means the Disaster Management Act, 2002 (Act No. 57 of 2002);

“Hazard identification” – means the identification and documenting of existing or expected hazards to the health and safety of persons, which are normally associated with the type of construction work being executed or to be executed;

“Health and Safety File” – means a file, or other record containing the information by the Construction Regulations;

“Health and Safety Plan” – means a site, activity or project specific documented plan in accordance with the client’s health and safety specification;

“Health and Safety Specification” – means a site, activity or project specific document prepared by the client pertaining to all health and safety requirements related to construction work;

“HCA” – Hazardous Chemical Agents;

“Medical Certificate of Fitness” – means a certificate contemplated in Construction Regulation 7(8);

“SDS” – Safety Data Sheet;

“Occupational Health Practitioner” – means an occupational medicine practitioner or a person who holds a qualification in occupational health recognized as such by the South African Medical and Dental Council as referred to in the Medical, Dental and Supplementary Health Service Professions Act, 1974 (Act No. 56 of 1974), or the South African Nursing Council as referred to in the Nursing Act, 1978 (Act No. 50 of 1978);

“Occupational Hygiene Survey” – means a Survey or Analysis on Hazardous Environmental Exposure e.g. Noise, Lead, Asbestos, Airborne Pollutants, Thermal Stress, Hazardous Chemical Substances, etc. to Persons conducted by an Inspection Authority Approved by the Department of Employment and Labour for the Exposure identified, provided that an inspection authority approved by the chief inspector with respect to any particular service shall be an Approved Inspection Authority with respect to that service only;

“Occupational Hygiene” means the anticipation, recognition, evaluation and control of conditions arising in or from the workplace, which may cause illness or adverse health effects to persons;

“OHSA” – means the Occupational Health and Safety Act, 1993 (Act No. 85 of 1993);

“OREP” – Occupational Risk Exposure Profile;

“PPE” – Personal Protective Equipment;

“Method Statement” – means a document detailing the key activities to be performed in order to reduce as reasonably as practicable the hazards identified in any risk assessment;

“Principal contractor” – means an employer appointed by the client to perform construction work;

“Risk Assessment” – means a program to determine any risk associated with any hazard at a construction site, in order to identify the steps needed to be taken to remove, reduce or control such hazard;

“Structure” – means any building, steel or reinforced concrete structure

“SACPCMP” – means the South African Council for the Project and Construction Management Professions;

“Worker” – means any person who works in an employer’s workplace including an employee of

the employer or contractor, a self-employed person or volunteer;

"Workplace" means any premises or place where a person performs work;

"Transmission or Transmitting" is the passing of a pathogen causing communicable disease from an infected host individual or group to a particular individual or group, regardless of whether the other individual was previously infected.

SPEC BVH&S001 BACKGROUND

This part of the specification has the objective to assist principal contractors entering into contracts with Nama Khoi Municipality that they comply with the Occupational Health and Safety (OH&S) Act, No. 85 of 1993.

Compliance with this document does not release the principal contractor from complying with minimum legal requirements and the principal contractor remains accountable for the health and safety of his employees and those of his mandatories. Principal and other contractors should therefore insist that this portion of the specification form part of any contract that he may have with other contractors and/or suppliers.

This section is the health and safety specification that addresses all aspects of occupational health and safety as affected by this contract. It provides the requirements that principal contractors and other contractors shall comply with in order to reduce the risks associated with this contract that may lead to incidents causing injury and/or ill health.

The Occupational Health and Safety Act, 1993 (Act No 85 of 1993) together with its applicable Regulations ('the Act') forms part of this Health and Safety Specifications. Any word or expression to which a meaning has been assigned in the Act shall have the meaning so assigned to it unless the context otherwise indicates.

2.1 General Description of Works:

The Nama Khoi Local Municipality proposes to refurbish / upgrade the Tolweg Sewer Pump Station to a functional condition. This contract comprises Civil Works, Associated Electrical and Instrumentation works.

The Contract entails the following:

-
- Construction of a new clear view type security fence with gates.
- Construction of new operator room complete with ablution facility.
- Construction of new sewer sump with 2 hours emergency storage.
- Construction of new pump housing.
- Construction of associated civil ancillary works
- • Construction of electrical, control and instrumentation work

SPEC BVH&S003 OCCUPATIONAL HEALTH & SAFETY MANAGEMENT

3.1 Notification of Construction Work

The principal contractor shall, where the contract meets the requirements laid down in Construction Regulation 4, prior to commencement of the works, notify the Department of Employment and Labour of the intention to carry out construction work and use the form (Annexure A in the Construction Regulations) for the purpose.

A copy shall be kept on the OH&S file and a copy shall be forwarded to the employer for record keeping purposes. No Construction activities may take place before Notification of Construction Work has been submitted to the Department of Employment and Labour and proof submitted to Client.

3.2 Structure and Organisation of OH&S Responsibilities

3.2.1. Overall Supervision and Responsibility for OH&S

The Client to ensure that the Principal Contractor, is appointed in terms of Construction Regulation 5(1)(k), implements and maintains the agreed and approved OH&S Plan.

The Chief Executive Officer of the Principal Contractor in terms of Section 16 (1) of the Act to ensure that his Employees (as defined in the Act) complies with the Act. Legal Compliance Audit may be used for this purpose.

Any OH&S Act (85 /1993), Section 16 (2) appointee/s as detailed in his/her/their respective appointment forms

The Construction Manager, Assistant Construction Manager, Supervisor and Assistant Construction Supervisor/s appointed in terms of Construction Regulation 8. Should provide proof of OHS training and fully understand their duties and responsibilities outlined by the respective appointments.

The principal contractor shall appoint as a minimum a Part-Time competent Health and Safety Officer that is registered with the SACPCMP, that will visit the Project at least once a week.

3.2.2 Further (Specific) Responsibilities for OH&S

The contractor shall note that it is a generic list only and is intended for use as a guideline.

Appointment	Legal Reference
Delegation of Duties	Section 16(2)
Construction Manager	Construction Regulation 8(1)
Construction Health & Safety Officer (Part-Time)	Construction Regulation 8(5)
Construction Supervisor	Construction Regulation 8(7)
Risk Assessor	Construction Regulation 9
Fall Protection Plan Developer	Construction Regulation 10
Structures Supervisor/Inspector	Construction Regulation 11
Temporary Works Supervisor	Construction Regulation 12
Excavation Supervisor	Construction Regulation 13
Scaffold Supervisor, Erector & Inspector	Construction Regulation 16
Crane Inspector	Construction Regulation 22
Construction Vehicle / Mobile Plant / Machinery Supervisor	Construction Regulation 23
Drivers / Operators of Construction Vehicles / Plant	Construction Regulation 23
Electrical Installation and Appliances Inspector	Construction Regulation 24
Hazardous Chemical Agent Supervisor	Regulations for HCA & CR 25
Housekeeping Supervisor	Construction Regulation 27
Stacking & Storage Supervisor	Construction Regulation 28
Emergency Coordinator	Construction Regulation 29
First Aider	General Safety Regulation 3
Fire Equipment Inspector	Construction Regulation 29
Incident Investigator	General Admin Regulation 9
Ladder Inspector	General Safety Regulation 13A
OH&S Representatives	OHS Act Section 17
Person Responsible for Machinery	General Machinery Regulation 2
Pressure Equipment Supervisor	Pressure Equipment Regulations
Welding Supervisor	General Safety Regulation 9

The above appointments shall be in writing and the responsibilities clearly stated together with the period for which the appointment is made. This information shall be communicated and agreed with the appointees.

Competencies of all Appointed Personnel to be attached to Appointment and Placed on Health and Safety File

The principal contractor shall, furthermore, provide the Pr. CHSA with an organogram of all contractors that he/she has appointed or intends to appoint and keep this list updated and prominently displayed on site.

3.3 Communication & Liaison

- 3.3.1 OH&S Liaison between the Client, the principal Contractor, the other Contractors, the Designer and other concerned parties will be through the OH&S committee or Committee established by Client for this purpose.
- 3.3.2 In addition to the above, communication may be directly to the Client or his appointed Pr. CHSA, verbally or in writing, as and when the need arises.
- 3.3.3 Consultation with the workforce on OH&S matters will be through their Supervisors, OH&S Representatives, the OH&S committee and their elected Trade Union Representatives, if any.
- 3.3.4 The Principal Contractor will be responsible for the dissemination of all relevant OH&S information to the other Contractors e.g. design changes agreed with the Client and the Designer, instructions by the Client and/or his/her agent, exchange of information between Contractors, the reporting of hazardous/dangerous conditions/situations etc.
- 3.3.5 The Principal Contractor must erect a Health and Safety Management Information Board at the entrance to the Site / Site Office.

The following to be available as a Minimum:

- Relevant Permits for the work being performed
 - Daily Safety Task Instruction
 - Relevant Safe Work Procedures & Risk Assessment
 - Emergency Procedure, Contact details and Protocol
 - Health and Safety Statistics
 - Daily Attendance Register of all personnel on site
 - Safety Data Sheets of Hazardous Chemical Agents used on the day
- 3.3.6 The Principal Contractor will be responsible to continuously liaise with the Pr. CHSA on the project regarding Health & Safety issues, findings and other related matters.
- In addition, the Principal Contractor must after every Audit compile a corrective Action Plan in table form which must be submitted to the Pr. CHSA.
- The Corrective Action Plan must consist of the following headings: Findings, Action taken / to be taken, Date closed out, Signature (of CR 8.5 Appointee). The Construction Manager must also sign off on the Corrective Action Plan before submitting.

3.4 OH&S File

The Principal Contractor must, in terms of Construction Regulation 7(1)(b), keep a health & safety file on site at all times that must include all documentation required in terms of the Act and Regulations and must also include a list of all Contractors on site that are accountable to the Principal Contractor and the agreements between the parties and details of work being done.

The following documents must inter alia be kept in the OH&S file:

- Health and Safety Management Plan
 - o Health & Safety Management Plan
 - o Health and Safety Management Plan Approval
 - o Transmittable Diseases Workplace Plan
 - o Pre-Start Site Checklist

- Appointments
 - o Organogram
 - o Legal Appointments

- General Policies and Procedures
 - ☐ General Policies
 - ☐ Health and Safety Policy
 - ☐ Environmental Policy
 - ☐ Alcohol and Drug Policy
 - ☐ Use of Cellphone Policy
 - ☐ Transmittable Disease Prevention Policy
 - ☐ General Procedures
 - ☐ Emergency Procedure
- Emergency Telephone Numbers
 - ☐ Incident Investigation Procedure
- Incident Investigation Monitoring Plan

- Work Method Statements

- Risk Assessments
 - o Baseline Risk Assessment (Client)
 - o Baseline Risk Assessment (Contractor)
 - o Task / Issue Based Risk Assessments
 - o Ergonomic Assessments
 - o DSTi's (Daily Safety Task Instructions)
 - o Monitoring and Review Plan

- Safe Operating / Work Procedures

- Registers

- Machinery and Equipment
 - o Load Test Certificates
 - o Pressure Test Certificates
 - o Compliance Checks
 - o Vehicle Licenses

- Personal Protective Equipment
 - o PPE Task Analysis
 - o Issue Registers
 - o Man-Job Specifications

- Incident Investigation Forms
 - o Internal Accident / Incident Investigation Forms
 - o Annexure 1
 - o WCL 1 & 2
- Behavioural Base Safety
 - o VFL Forms (Visible Felt Leadership Forms)
 - o Supervisor Checklist
 - o Planned Task Observation
- Health and Safety Representative Checklists
- Health and Safety Meeting Minutes
- Communication
 - ☐ Department of Employment and Labour
 - ☐ Notification of Construction Work
 - ☐ Letter of Good Standing
 - ☐ Sect 24 Incidents
 - ☐ Client
 - ☐ Non-Conformances
 - ☐ Legal Compliance Register
 - ☐ Audit Close-out Reports
- Legal Register
 - o Acts and Regulations
 - o Section 37(2) Agreements
 - ☐ Client
 - ☐ Sub-Contractors
 - ☐ Client's Health and Safety Specifications
- Training
 - o Attendance Register
 - o Induction Manual
 - o Ergonomic Training
 - o Competencies (Certificates)
 - o Toolbox Talks
- Hazardous Chemical Agents (HCA)
 - o HCA Registers
 - o Safety Data Sheets

- Audits
 - o Internal
 - o External
 - o Audit Findings / Non-Conformances Close-out Plan
- Occupational Medicals
 - o ID's of Personnel
 - o Annexure 3 Certificates
 - o Occupational Medicals Surveillance Program
- Occupational Hygiene Surveys
 - o AIA Certificate
 - o Applicable Surveys
- Design Drawings
 - o Drawing Register
 - o Drawings
- Permits
 - o Permit to Work
 - o Lockout Permit
 - o Excavation Permit
 - o Work at Heights Permit
 - o Lifting Permit
- Transmittable Disease Prevention Documentation
 - o Transmittable Disease Emergency Response and Prevention Plan
 - o Transmittable Disease Prevention Policy
 - o Transmittable Disease Risk Assessment
- Sub-Contractors Pack
- Monthly Health & Safety Statistics

3.5. OH&S Goals and Objectives and Arrangements for Monitoring and Review of OH&S Performance

The Principal Contractor is required to maintain a DIFR of less than 1 and report on this to the Client on a monthly basis.

3.6 Identification of Hazards and Development of Risk Assessments, Standard Working Procedures (SWP) and Method Statements

The Principal Contractor is required to develop Risk Assessments, Standard Working Procedures (SWP) and Method Statements for each activity executed in the contract or project (See Section 5 below "Project/Site Specific Requirements").

3.7. Arrangements for Monitoring and Review

3.7.1 Monthly Audit by Client

The Client will be conducting monthly Audits to comply with Construction Regulation 5(1)(o) to ensure that the principal Contractor has implemented and is maintaining the agreed and approved OH&S Plan.

If contractor is non-compliant according to Client's Health and Safety Audit, the Client's Agent / Representative may stop the work or a specific work activity and request a re-audit that must be approved by the client and the contractor will be held liable for the cost.

The Principal Contractor must compile a Corrective Action Report with evidence of close outs and submit to the Pr. CHSA within seven (7) days of receiving the Audit Report.

3.7.2. Other Audits and Inspections by Client

The Client reserves the right to conduct other ad hoc audits and inspections as deemed necessary.

The Principal Contractor must conduct a Monthly Internal Health and Safety Audit on their own health and safety management system, and an Audit on all Sub-Contractors.

The Audit must be conducted by an independent person of the contractor or contractor's representative, which is not working on the site, on condition that the person is qualified to conduct an Occupational Health and Safety Audit.

3.7.3 A representative of the Principal Contractor must accompany the Client on all Audits and Inspections and may conduct his/her own audit/inspection at the same time. Each party will, however, take responsibility for the results of his/her own audit/inspection results.

The client's representative / Agent must approve the Principal Contractor's Health and Safety Audit Template, to be used, before work commences

3.7.4. Reports

3.7.4.1 The Principal Contractor is required to provide the Client with a monthly report.

3.7.4.2 The Principal Contractor must report all incidents where an employee is injured on duty to the extent that he/she:

- dies
- becomes unconscious
- loses a limb or part of a limb
- is injured or becomes ill to such a degree that he/she is likely either to die or to suffer a permanent physical defect or likely to be unable for a period of at least 14 days either to work or continue with the activity for which he/she was usually employed

OR where:

- a major incident occurred
- the health or safety of any person was endangered
- where a dangerous substance was spilled
- the uncontrolled release of any substance under pressure took place
- machinery or any part of machinery fractured or failed resulting in flying, falling or uncontrolled moving objects
- machinery ran out of control to the Provincial Director of the Department of Employment and Labour within seven days. (Section 24 of the Act & General Administrative Regulation 8.)

The Principal Contractor is required to provide the Client with copies of all statutory reports required in terms of the Act. The Principal Contractor is required to provide the Client with copies of all internal and external accident/incident investigation reports.

3.7.5. Review

3.7.5.1 The Principal Contractor is to review the Hazard Identification, Risk Assessments and SWP's at each Production Planning and Progress Report meeting as the construction work develops and progresses and each time changes are made to the designs, plans and construction methods and processes.

3.7.5.2 The Principal Contractor must provide the Client, other Contractors and all other concerned parties with copies of any changes, alterations or amendments.

3.8 Site Rules and other Restrictions

3.8.1 Site OH&S Rules

The Principal Contractor must develop a set of site-specific OH&S rules that will be applied, to regulate the OH&S aspects of the construction site.

3.8.2. Security Arrangements

3.8.2.1 The Principal Contractor must establish site access rules and implement and maintain these throughout the construction period. Access control must include the rule that non-employees will not be allowed on site unaccompanied.

3.8.2.2 The Principal Contractor must develop a set of Security rules and procedures and maintain these throughout the construction period.

3.8.2.3 The Principal Contractor must appoint a competent Emergency Controller who must develop emergency contingency plans for any emergency that may arise on site as indicated by the risk assessments. These must include a quarterly practice/testing program for the plans.

3.9 Training

The contents and syllabi of all training required by the Act and Regulations to be included in the Principal Contractor's OH&S Plan.

3.9.1 General Induction Training

All employees of the Principal and other Contractors to be in possession of proof of General Induction training.

3.9.2 Site Specific Induction Training

All employees of the Principal and other Contractors to be in possession of Site Specific OH&S Induction training.

3.9.3 Other Training

- 3.9.3.1 All operators, drivers and users of construction vehicles, mobile plant and other equipment to be in possession of Competency Certificates & Medical Certificates of Fitness (Construction Regulation 23).
- 3.9.3.2 All employees in jobs requiring training in terms of the Act and Regulations to be in possession of valid proof of training.
- 3.9.3.3 OH&S Training Requirements: (as required by the Construction Regulations and as indicated by the OH&S Specification & the Risk Assessment/s):
- General Induction (Section 8 of the Act)
 - Site/Job Specific Induction (also visitors) (Sections 8 & 9 of the Act)
 - Construction Manager
 - Construction Supervisor
 - OH&S Representatives (Section 18 (3) of the Act)
 - Operation of Cranes (Driven Machinery Regulations 18 (11) & CR 22)
 - Operators & Drivers of Construction Vehicles & Mobile Plant (CR 23)
 - Basic Fire Prevention & Protection (ERW 9 and CR 29)
 - Basic First Aid (General Safety Regulations 3)
 - Storekeeping Methods & Safe Stacking (Construction Regulation 28)
 - Emergency, Security and Fire coordinator
 - Work and Appointment Related training
 - Work at Heights Training (Where Required)

3.10 Accident and Incident Investigation

- 3.10.1 The Principal Contractor is responsible for the investigation of all accidents/incidents where employees and non-employees were injured to the extent that he/she/they had to be referred for medical treatment by a doctor, hospital or clinic. (General Administrative Regulation 9)
- 3.10.2. The results of the investigation to be entered into the Accident/Incident Register: Annexure 1. (General Administrative Regulation 9)
- 3.10.3. The Principal Contractor is responsible for the investigation of all non-injury incidents as described in Section 24 (1) (b) & (c) of the Act and keeping a record of the results of such investigations including the steps taken to prevent similar accidents in future.
- 3.10.4. The Principal Contractor is responsible for the investigation of all road traffic accidents and keeping a record of the results of such investigations including the steps taken to prevent similar accidents in future.

3.11 H&S Representatives

- 3.11.1 Designation of OH&S Representatives

Before commencing work, the Principal Contractor shall designate a competent Safety, Health and Environmental representative (SHE Rep) who shall be acceptable to the Agent, to represent and act for the Contractor and Sub Contractors.

It should be noted that the Principal Contractor is held responsible for the activities of the Sub Contractors. Failure of Health and Safety measures by the Sub Contractor will revert directly back to the Principal Contractor.

The Contractor shall inform the Agent in writing of the name and address of the Contractor's SHE Rep and of any subsequent changes in the name and address of the SHE Rep, together with the scope and limitations of the SHE Rep's authority to act for the Contractor.

The Contractor's SHE Rep shall make available to the Employer an all-hours telephone number at which the SHE Rep can be contacted at any time in the event of an emergency involving any of the Contractor's employees, or other persons at the Works.

3.11.1.2 OH&S Representatives have to be designated in writing and the designation must include the area of responsibility of the person and term of the designation.

3.11.2 Duties and Functions of the OH&S Representatives

3.11.2.1 The Principal Contractor must ensure that the designated OH&S Representatives conduct a minimum monthly inspection of their respective areas of responsibility using a checklist and report thereon to the Principal Contractor.

3.11.2.2 OH&S representatives must be included in accident/incident investigations.

3.12 Occupational Medicals

3.12.1 Principal Contractor must ensure that all employees have a valid medical certificate of fitness specific to the construction work to be performed and issued by an occupational health practitioner as per Annexure 3 of Construction Regulation, 2014 – Construction Regulation 7(1)(g) Principal Contractor to ensure that Ergonomic Risks are included in the Medical Surveillance Program.

3.13 Fines & Penalties

3.13.1 Repeated non-conformances raised during Audits may be subjected to a Minimum Fine of R 250.00 per Finding and a Maximum Fine of R 5,000.00 per finding.

3.13.2 The value of the fine will be recommended by the Pr. CHSA and Finally Approved by the Client's Project Manager

3.14 Contractor Management

Contractors shall be appointed by the Principal Contractor in terms of Construction Regulation 7(1)(v).

An agreement will be drawn up between the Principal Contractor and appointed contractor in terms of Section 37(2) of the Occupational Health & Safety Act 85 of 1993.

The Agreement must include all Health and Safety aspects, requirements, etc. pertaining to the specific project. The agreement must also indicate whether the contractor will make use of the Principal Contractor's First Aid facilities, if they have less than 10 persons on site or does not have their own appointed and trained First Aider.

A list of all Contractors must be drawn up and displayed in the site office, indicating the name of the contractor, contact person / responsible person, contact number and scope of work. The list must be updated on a monthly basis and as the work progress.

No Contractor may be appointed by the Principal Contractor, unless they are in possession of a valid Letter of Good Standing with the Compensation Commissioner (COIDA).

Every Contractor must provide the Principal Contractor with a site-specific Health & Safety Plan and File. The Health & Safety Plan will be evaluated and must be approved prior to the Contractor commencing on site.

All personnel of Contractors must, prior to commencement, submit to the Principal Contractor Occupational Medicals of all their personnel who will be involve in the project.

The Principal Contractor will be responsible to monitor each Contractor on site on an ongoing basis to ensure compliance in terms of the Act and Regulations. Monthly Audits will be conducted on each contractor and reports kept on file.

To ensure Induction and Toolbox talks are done properly and kept on the same standard, all Contractors will fall under the Induction Program and weekly toolbox talks of the Principal Contractor.

SPEC BVH&S004 PROJECT/SITE SPECIFIC REQUIREMENTS

4.1 Risk Management

The following is a list of specific activities and considerations that have been identified for the project and site and for which Risk Assessments, Standard Working Procedures (SWP), management and control measures and Method Statements (where necessary) have to be developed by the Principal Contractor:

- Site Establishment
- Secure / safe storage for materials, plant and equipment
- Vehicle access to the site
- Dealing with existing structures
- Location of existing services
- Installation and Maintenance of temporary construction electrical supply
- Adjacent land uses / surrounding property exposures
- Boundary and access control
- Public liability exposures
- Health risks arising from neighboring as well as own activities and from the environment e.g. threats by dogs, bees, snakes, lightning etc.
- Ergonomic Risks
- Exposure to noise
- Protection against dehydration and heat exhaustion
- Protection from wet and cold conditions
- Dealing with HIV/Aids and other diseases
- Use of portable electrical equipment

- Loading and offloading of trucks
- Manual and mechanical handling
- Lifting and lowering operations
- Working in elevated positions
- Driving & Operation of Construction Vehicles and Mobile Plant
- Use and Storage of Flammable Liquids and other Hazardous Chemical Agents
- Excavation Work
- Concrete works
- Building Work (Brick Work, Plastering, etc.)
- Electrical work and installation
- Fencing
- Pipework and connection of pipes
- Mechanical works
- Signage

- As discovered by the principal contractors' hazard identification exercise
- As discovered from any inspections and audits conducted by the client or by the principal contractor or any other contractor on site.
- As discovered from any accident / Incident Investigation

For all actions or activities above, the following will apply:

- A Task Specific Risk Assessment shall be conducted by the Risk Assessment Team consisting of at least the following people.
 - Construction Health & Safety Officer
 - Construction Work Supervisor
 - Designer
 - Health & Safety Representative
 - Competent Person Relevant to Activity e.g. Excavation Work (Excavation Supervisor), Steelwork or Concrete Work (Structure Supervisor), etc.
- For all High-Risk Activities, a complete Work Method Statement and Safe Work Procedure will be compiled and approved by the Pr. CHSA
- All personnel working on activity must receive training on Content of Documents compiled
- The Legal appointed person, where competency is required according to the Regulations, will have a CV indicating Knowledge, Experience, Training and Qualifications (As per SAQA)
- All activities must be continuously supervised by the appointed Competent person relevant to activity

The following are in particular requirements of works and will form a basis for compliance audits.

1. Administrative & Legal Requirements
2. Education, Training & Promotion
3. Public Safety & Emergency Preparedness
4. Personal Protective Equipment
5. Housekeeping
6. Working at Heights
7. Temporary Structures e.g. Formwork, Support work, Scaffold, etc.
8. Traffic Control & Accommodation
9. Electrical Safeguarding
10. Emergency/Fire Prevention & Protection
11. Excavations (Foundations, Trenches, etc.)
12. Ladders & Tools
13. Cranes & Lifting Equipment
14. Permits
15. Transport & Materials Handling
16. Site Plant & Machinery
17. Plant & Storage Yard
18. Occupational Health & Hygiene
19. Construction Activities

C3.3.3.3 GENERIC LABOUR – INTENSIVE SPECIFICATION

The Contractor's attention is drawn to the fact that it is an objective of the contract to maximise the labour content of certain operations or portions thereof. In this regard, where the specified work allows for a choice between mechanical or labour-enhanced means, the former shall generally be kept to the practical minimum.

The Contractor shall submit on a monthly basis, daily labour reports to the Engineer indicating the numbers of temporary personnel employed on the works and the activities on which they were engaged.

NAMA-KHOI MUNICIPALITY

BID/NC062/04/2025–2026

PROJECT NO.35181.11/2025/04

REFURBISHMENT OF TOLWEG SEWER PUMP STATION - CIVIL WORKS

C3.4 Management

CONTENTS	PAGES
C3.4 Management	175
C3.4.1 Construction Programme	175
C3.4.1.1 Format	175
C3.4.1.2 Allowances	175
C3.4.2 Procedures during Construction	175
C3.4.3 Site Facilities Available	175
C3.4.3.1 Source of Water Supply	175
C3.4.3.2 Source of Power Supply	176
C3.4.3.3 Location of Camp and Depot	176
C3.4.3.4 Spoil Sites	176
C3.4.4 Abnormal Rainfall	176
C3.4.5 Time Related Items (Sub-Clause 8.2.2)	176
C3.4.6 Name board (Sub-Clause 3.2.1)	176
C3.4.7 Protection from Storms and Floods	176
C3.4.8 Existing Services	176
C3.4.9 Accommodation of Traffic and Public Access	177
C3.4.10 Setting out of Works	177
C3.4.11 Sanitary Conditions	177
C3.4.12 Construction in Confined Areas	177
C3.4.13 Density Tests/Concrete Cubes	177
C3.4.14 Pressure Tests	178
C3.4.15 Supply of Materials	178
C3.4.16 Labour Intensive Activities	178
C3.4.17 Concrete Markers	178
C3.4.18 Excavation	178
C3.4.19 Classes of Excavation	179
C3.4.20 Manholes	179
C3.4.21 Quality Control by the Engineer	179
C3.4.22 Health and Safety	179

NAMA-KHOI MUNICIPALITY

BID/NC062/04/2025–2026

PROJECT NO.35181.11/2025/04

REFURBISHMENT OF TOLWEG SEWER PUMP STATION - CIVIL WORKS

C3.4 Management

C3.4 MANAGEMENT

C3.4.1 CONSTRUCTION PROGRAMME

C3.4.1.1 Format

The programme will be set up in collaboration with the Engineer:

In addition to the requirements of Sub-Clause 15 (3) of the General Conditions of Contract, the Contractors programme shall:

- i) be in a bar chart form
- ii) show the various activities related to a time-chart indicating the sequence of performing the works comprising the contract.
- iii) indicate critical path activities

C3.4.1.2 Allowances

The Contractors programme shall take the following into consideration:

- i) expected weather conditions
- ii) special non-working days as stipulated in the Contract Data

C3.4.2 PROCEDURES DURING CONSTRUCTION

The Contractor to supply, keep up to date and keep the following documents on site on a daily basis:

C3.4.2.1 A full set of the latest construction drawings to be on site permanently for use by the Engineer and others.

C3.4.2.2 The Contractor to supply and keep on site and A4 triplicate site instruction book.

C3.4.2.3 The Contractor to supply an A4 duplicate diary on site. The Contractor to keep daily diary with at least the following information.

- Weather condition
- Record of any accidents and detail
- Record of construction activities of the day
- Information of any strikes
- Any other relevant information

C3.4.3 SITE FACILITIES AVAILABLE

C3.4.3.1 Source of Water Supply

The Contractor is to make his own arrangements for the supply of water. Water is available from the municipality's waternetwork. The Municipality does not guarantee the sufficiency or continuity of the supply and no claims will be considered in this regard. The Contractor will be held responsible for any wastage of water due to negligence.

C3.4.3.2 Source of Power Supply

The Contractor is to make his own arrangement for the supply of power.

C3.4.3.3 Location of Camp and Depot

The Contractor must make his own arrangements for a campsite. The Contractor shall make his own arrangements for the accommodation of labour.

C3.4.3.4 Spoil Sites

No indiscriminate spoiling of material will be allowed. All unsuitable surplus material shall be removed from the site and to a suitable spoil site indicated by the Engineer.

C3.4.4 ABNORMAL RAINFALL

Refer to Contract Data – C1.2

C3.4.5 TIME RELATED ITEMS (Sub-Clause 8.2.2)

An approved extension of time (other than an extension of time granted in terms of Clause 12(8) of the Special Conditions of Contract) will entitle the Contractor to submit a claim for additional payment. Any such approved additional payment will be made for proven additional costs for each relevant time related item but will be limited to a maximum amount determined from the sum tendered for such item and from the designated operation, the period stated for the completion of the item or the tendered contract period, as applicable.

C3.4.6 PROJECTBOARD (Sub-Clause 3.2.1)

The Contractor must make provision for one project board as per the drawing bound in document.

C3.4.7 PROTECTION FROM STORMS AND FLOODS

The sum allowed for in the Bills of Quantities shall be deemed to be full compensation for any damage to the Works due to storms, rain, floods, stormwater or subsurface water.

Under no circumstances shall the Contractor be entitled to any additional payment in this regard. The Contractor shall accept full responsibility and costs to handle water from any source on the Site.

C3.4.8 EXISTING SERVICES

The Engineer will provide information regarding the location of the existing pipeline and connections, but the:

Engineer does not accept responsibility for the accuracy of this information. The Contractor shall make further investigations to determine the exact locality, size and depth of existing connections before commencing construction to ensure that no damage is done to any existing pipes or fittings.

The Contractor shall take all reasonable precautions to protect existing pipeline/services during construction and during relocation of such services.

Any pipe, cable, conduit or other services of any nature whatsoever indicated to the Contractor and subsequently damaged as a result of the Contractor's operations shall be repaired and reinstated forthwith by the Contractor or by the authority concerned, all at the expense of the Contractor and to the satisfaction of the Engineer.

Whenever services are encountered which interfere with the execution of the Works and which require be moving and relocating, the Contractor shall advise the Engineer who will determine the extent of the work, if any, to be undertaken by the Contractor in removing, relocating, and reinstating such services.

Any work required to be undertaken by the Contractor in the moving and relocation of services for which no provision is made in the contract documents, or for which no applicable tender rates exist, will be classed and paid for as "Daywork" as prescribed in the General Conditions of Contract.

The Contractor shall work in close co-operation with personnel of the Municipality controlling services, which have to be protected, removed or relocated. No undertaking can be given as to the exact time of commencement or of completion of the relocation, removal or protection of services, which have to be carried out, by the Board or controlling authorities themselves. The Contractor is to make allowance in his programme for this contingency.

Where services have to be removed or relocated or protected the Engineer will at the request of the Contractor, notify or negotiate with the Municipality or authorities controlling those services, but the Employer does not accept liability for any costs resulting from delays in the relocation, removal or protection of any service, or delays as a result of delays in negotiations. The sum allowed for in the Schedule of Quantities shall be deemed to be full compensation for the location and protection of existing services.

C3.4.9 ACCOMMODATION OF TRAFFIC AND PUBLIC ACCESS

During all his operations and when using his machinery, plant and equipment, the Contractor shall at all times take the necessary care to protect the public and to facilitate the traffic flow.

C3.4.10 SETTING OUT OF WORKS

All setting out required to carry out the work shall be undertaken by the Contractor. Setting out of the Works to be priced for in the item provided.

C3.4.11 SANITARY CONDITIONS

The Contractor shall ensure that, during the period of construction, sanitary conditions prevail on the site and surrounding areas. Unhygienic behaviour that may cause contamination of the works or the surrounding area is strictly prohibited.

C3.4.12 CONSTRUCTION IN CONFINED AREAS

It may be necessary for the Contractor to work within confined areas and no additional payment will be made for work done in restricted areas. The method of construction in these confined areas will depend largely on the Contractor's construction plant. However, the Contractor shall note that measurement and payment will be only in accordance with the specified cross-sections and dimensions, and that the tendered rates and amounts shall include full compensation for all special equipment and construction methods and for all difficulties encountered during working in confined areas and narrow widths, and at or around obstructions, and that no extra payment will be made nor will any claim for additional payment be considered in such cases.

C3.4.13 DENSITY TESTS / CONCRETE CUBES

The Contractor shall carry out his own density tests on each compacted layer and these tests shall be submitted to the Engineer for scrutiny and approval before commencing with the construction of the following item.

The Contractor also needs to do his own concrete cube tests, which is to be handed to the Engineer for scrutiny and approval. The Engineer may order that further, control tests are to be taken.

The Engineer may order that control tests be taken by his own or another independent laboratory. A provisional sum is provided in the Bills of Quantities to allow for the cost of control tests.

The sum allowed shall, however, be under the control of the Engineers and payment shall only be made to the Contractor on receipt of proof of expenses incurred by the contractor for the tests, i.e. payments to be made to an independent laboratory.

Should these control tests indicate failure to obtain the required standards, the cost of the tests shall be for the Contractor's account. Cube/Density tests carried out by the Contractor in the normal course of his work shall not be covered by this sum and shall be carried out at his own expense. The tendered rates in the Bills of Quantities shall be deemed full compensation for the testing of materials.

C3.4. 14 PRESSURE TESTS

The Contractor shall carry out pressure tests under the supervision of the Engineer on sections of the pipeline. The Contractor must supply all the necessary equipment to execute the testing of the pipeline, joints, connections and fittings on site. Full payment for installation of pipelines will only be processed after completion of pressure tests. The maximum length of pipe line that must be tested is 1.0km. All pipe sections to be tested at a pressure of at least 1,5 X the working pressure of the pipeline.

C3.4. 15 COMMUNITY LIAISON OFFICER (CLO)

The CLO official shall be identified by the Employer to act as a liaison person between the Contractor and the persons to be employed. The liaison officer must be appointed by a process of appointment and the job description is available from the Employer or the Employers Agent which must be communicated with him after appointment.

C3.4. 16 LABOUR INTENSIVE ACTIVITIES

GENERIC LABOUR-INTENSIVE SPECIFICATION

The Contractor's attention is drawn to the fact that it is an objective of the contract to maximise the labour content of certain operations or portions thereof. In this regard, where the specified work allows for a choice between mechanical or labour-enhanced means, the former shall generally be kept to the practical minimum.

The Contractor shall submit on a monthly basis, daily labour reports to the Engineer indicating the numbers of temporary personnel employed on the works and the activities on which they were engaged. The reporting shall be on EPWP formats that will be provided at the site handover meeting. These reports must be submitted with Monthly Payment Certificate Claims, otherwise payment will not be processed.

The normal rules and regulations in terms of the Labour Act must be adhered to. Minimum wages for the region must be paid to the labourers and formal Labour-contract documentation must be in place during the construction period.

The following activities must be executed with local labour:

- i) The normal handling, installation and testing of water pipes.
- ii) Placing and preparation of bedding and blanket materials in pipe trenches.
- iii) Compaction of bedding and blanket materials.
- iv) Building of all manholes and concrete structures.
- v) Final site clearance.

C3.4. 17 CONCRETE MARKERS

Concrete markers will be placed by the contractor along the pipelines at 500m intervals and at direction deviations. The markers must be precast or on site casted clearly in scripted with the letter 'SW' (for sewer pipeline) at the top. The concrete must be reinforced with a minimum strength of 25 MPa and the marker must be installed at least 400mm underground and 600mm above ground.

C3.4. 18 EXCAVATIONS

The following rules must apply for the excavation of trenches:

- Excavations must be free from water.
- Excavations must be done without damaging existing services.
- Excavations shall be safeguarded in accordance with the relevant safety specifications.
- The trenches must be excavated according to the prescribed grade line with deviations of not more than 3.5%.

C3.4.19 CLASSES OF EXCAVATION (Sub clause 3.1.2)

All material encountered in any excavations for any purpose including restricted excavation will be classified as follows:

- i) **Hard rock excavation**
Hard rock excavation shall be excavation in material (including boulders exceeding 0.15 cubic metres in individual volume) that cannot be efficiently removed without blasting or without wedging and splitting or be in material, which cannot be excavated by a loader/backhoe or by a scraper without prior ripping.
- ii) **Intermediate excavation**
This class of excavation will not be applicable or measured in this contract.
- iii) **Soft excavation**
Soft excavation shall be all material not falling into the category of hard rock or intermediate excavation.

C3.4.20 MANHOLES

The rates for both chambers and manholes shall be measured as a unit and shall cover the cost of all items excluding pipe work. Included would be excavation, concrete work, brickwork (190mm bricks) and precast concrete slabs with manhole cover and frame.

C3.4.21 QUALITY CONTROLL BY THE ENGINEER

Except for the quality control measures that must be implied by the Contractor, the Engineer can arrange and executed his own quality control inspections. Invoices will be forwarded to Contractor for payment and to claim with a 7, 5% mark-up.

C3.4.22 HEALTH AND SAFETY PLAN

In compliance with the Construction Regulations the Contractor shall, after performing a risk assessment, prepare a health and safety plan for approval by the Employer.

The health and safety plan shall include, but not be limited to, the following:

- The safety management structure including the names of all designated persons such as the construction supervisor and any other competent persons;
- Safety method statements and procedures to be adopted to ensure compliance with the OHSA. Aspects to be dealt with shall include:
 - Public vehicular and pedestrian traffic accommodation measures;
 - Control of the movement of construction vehicles;
 - The storage and use of materials;
 - The use of tools, vehicles and plant;
 - Temporary support structures;
 - Dealing with working at height;
 - Environmental conditions and safety requirements in working hazardous materials including asbestos cement products;
 - Security, access, control and the exclusion of unauthorised persons.
- The provision and use of temporary services;
- Compliance with wayleaves, permissions and permits;
- Safety equipment, devices and protective clothing to be employed;
- Emergency procedures;
- Provision of welfare facilities;
- Induction and training;
- Provision and maintenance of the health and safety file and other documentation;

Arrangements for monitoring and control to ensure compliance with the safety plan.

NAMA-KHOI MUNICIPALITY

BID/NC062/04/2025–2026

PROJECT NO.35181.11/2025/04

REFURBISHMENT OF TOLWEG SEWER PUMP STATION - CIVIL WORKS

C3.5 Annexes

CONTENTS

PAGES

TENDER DRAWINGS

Part C4: Site information

	Pages
C4	Site information.....182

NAMA-KHOI MUNICIPALITY

BID/NC062/04/2025–2026

PROJECT NO.35181.11/2025/04

REFURBISHMENT OF TOLWEG SEWER PUMP STATION - CIVIL WORKS

C4 Site Information

C4.1. Available Information

C4.1.1.Disclaimer

This document sets out the results and conclusions derived from various investigations and tests done on natural materials encountered along the route.

The results of these investigations are given in good faith and there is no guarantee that these results are entirely representative of all the materials and conditions that may be encountered, the intention being to give an indication of the materials and conditions most likely to be encountered.

The results of various tests carried out on materials taken from possible material sources are given in good faith and there is no guarantee that the results are entirely representative of all the materials available nor that the estimated quantities of materials are correct, the intention being to give an indication of the materials most likely to be obtained from the source.

No responsibility for any consequence arising from variations between the actual material properties and those indicated in this document will be accepted.

The specifications and contract drawings shall always overrule this part of the contract documents.

C4.1.2. Climate

Springbok receives between 100 and 200 mm of rain per year, with most of its rainfall occurring during the winter months of the year. In Springbok, the summers are long, warm, arid, and clear and the winters are cold, dry, windy, and mostly clear. Over the course of the year, the temperature typically varies from 7°C to 28°C and is rarely below 3°C or above 33°C.

The climate is classified as Arid, Desert, Cold Arid Climate (BWk) and Temperate Coastal (SANS 204-2).

C4.1.3. Regional Geology

The regional area lies along the western margin of the Kaapvaal craton. Cratons are generally composed of stable crystalline rocks of the earth's crust such as granite and gneiss. The sequences present along the western margins of the craton are bounded by what is termed tectono-stratigraphic Namaqua-Natal Province that formed approximately 1200 to 1000 Ma. In definition, a tectono-stratigraphic province is a large area that underwent a tectono-metamorphic event resulting in a formation of continuous structural fabric on both igneous and metamorphic rocks- such as foliation (gneissic and/or schistose rocks).

Contractor to liaise with local authorities for potential borrow pits and/or previous approved spoil areas.

C4.1.4. Traffic Information

Currently no vehicle traffic exists on the site with the exception of the municipal O&M personnel performing routine operation and maintenance.